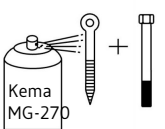
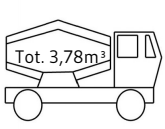
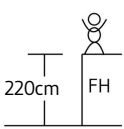
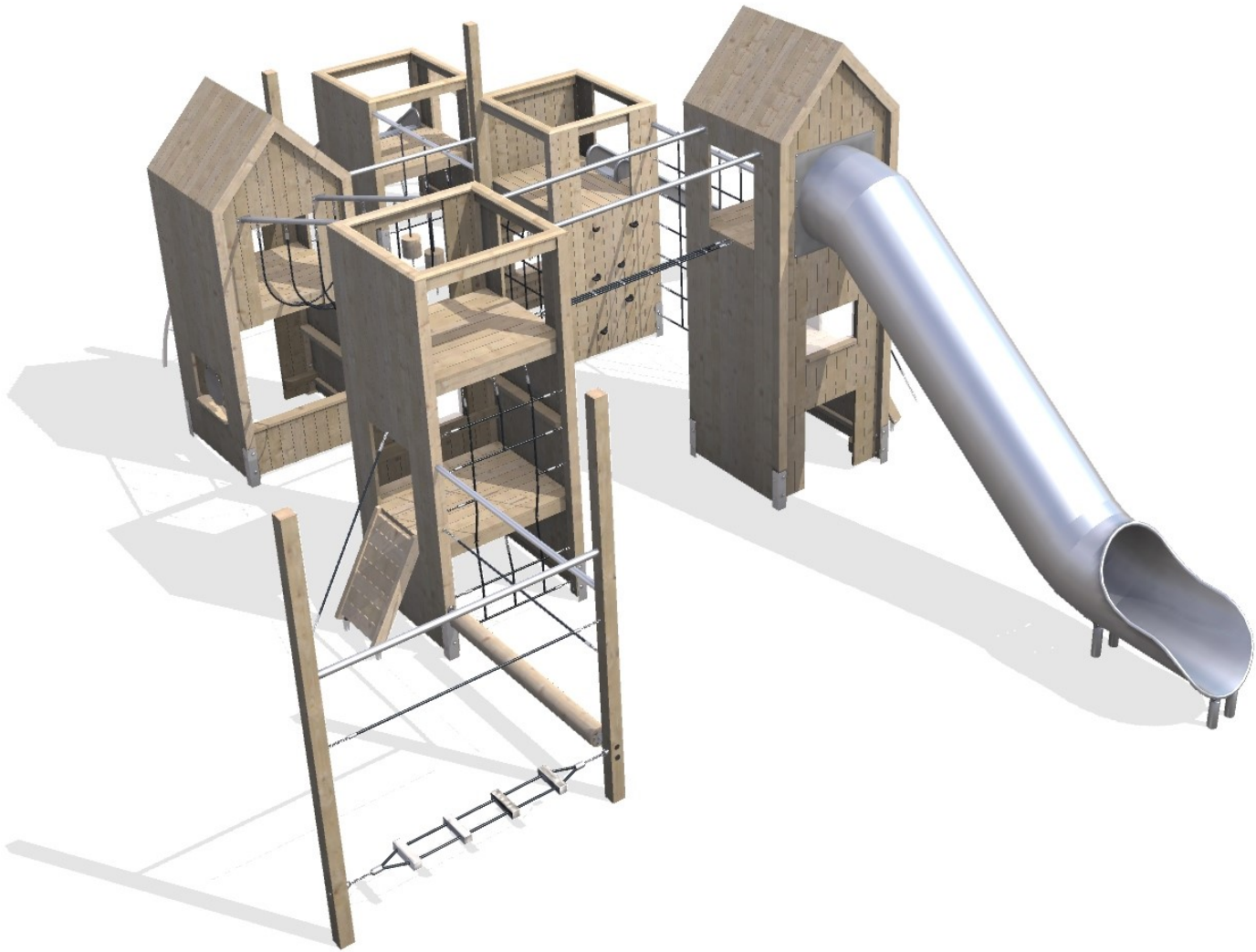


Mounting

Copyright Elverdal A/S

Elverdal



EN 1176

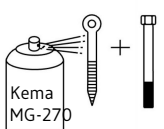
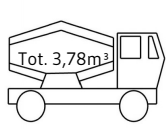
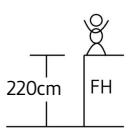

Info

VIGTIGT: Hele anlægget skal samles før der støbes beton
VIGTIGT: Hela anläggningen måste monteras före betong stöps
VIGTIGT: Hele systemet må monteres før plass støbes med betong

Mounting

Copyright Elverdal A/S

Elverdal



EN 1176

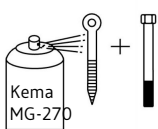
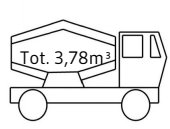
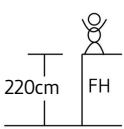
Info

VIGTIGT: Hele anlægget skal samles før der støbes beton
VIGTIGT: Hela anläggningen måste monteras före betong stöps
VIGTIGT: Hele systemet må monteres før plass støbes med betong

Mounting

Copyright Elverdal A/S

Elverdal



EN 1176

Info

VIGTIGT: Hele anlægget skal samles før der støbes beton
VIGTIGT: Hela anläggningen måste monteras före betong stöps
VIGTIGT: Hele systemet må monteres før plass støbes med betong

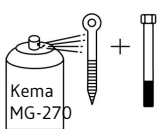

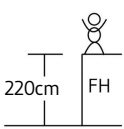
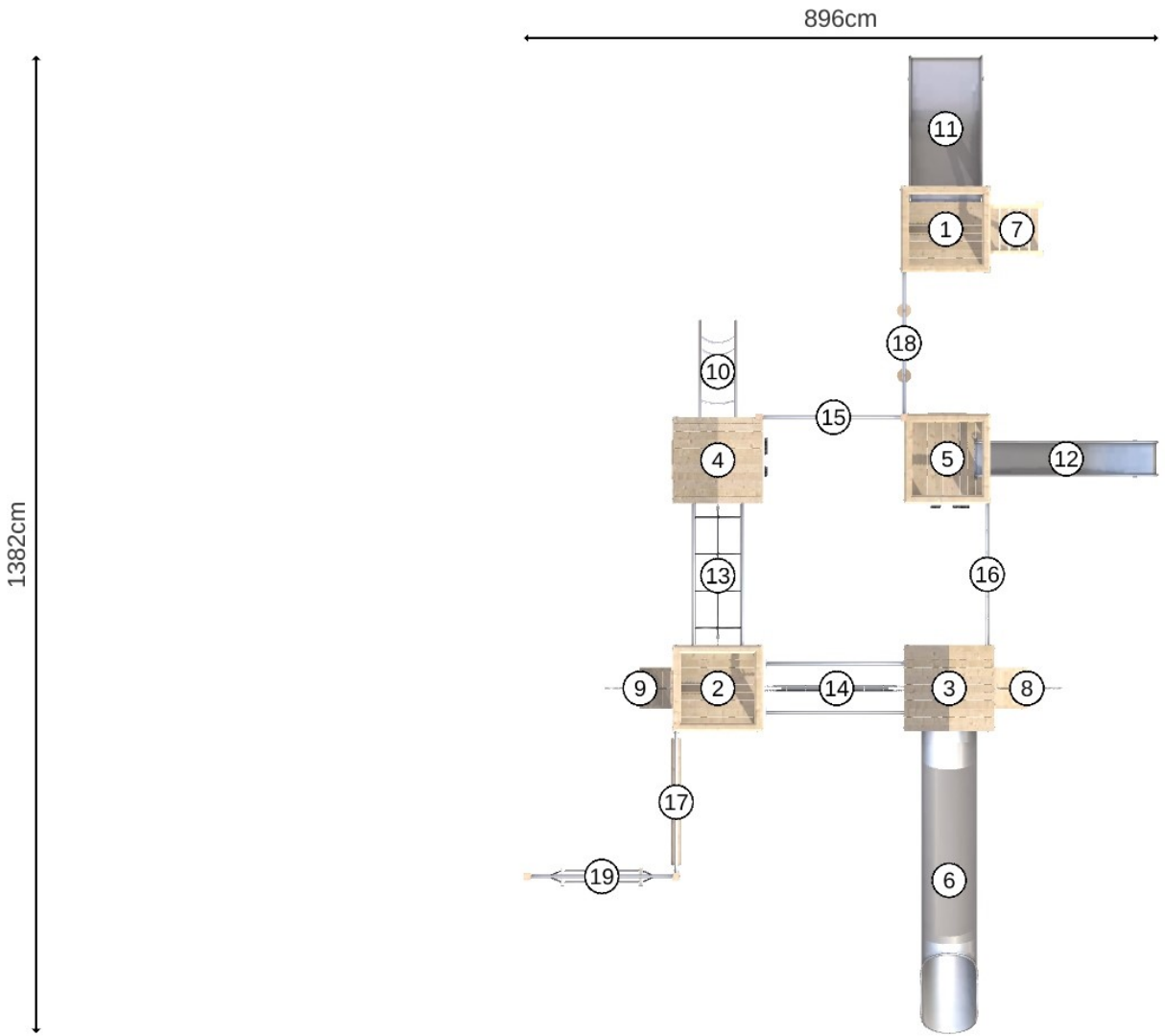
Mounting

Copyright Elverdal A/S

Elverdal

PRODUCT LIST

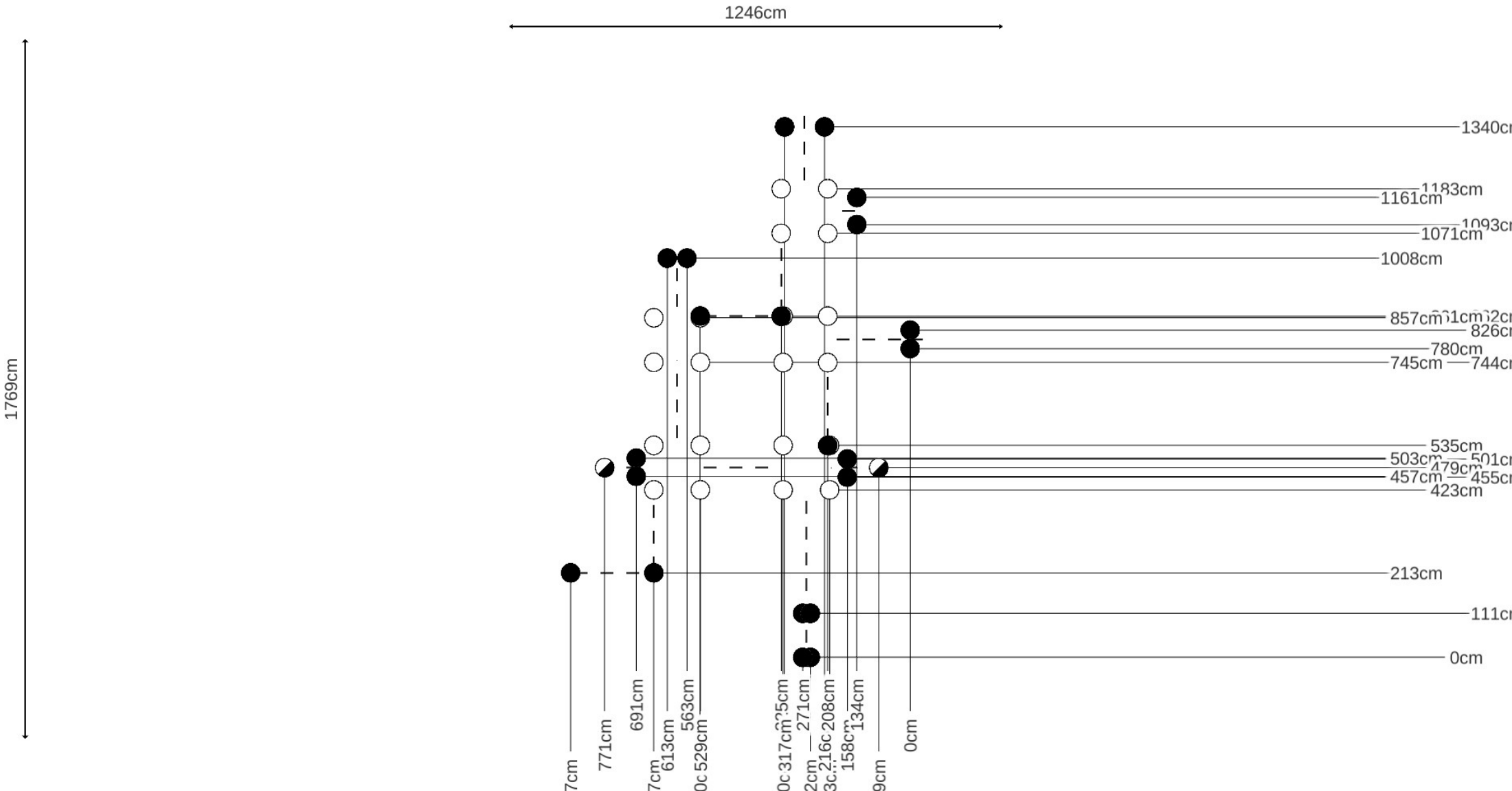
- 1. Theodor 5
- 2. Theodor 7
- 3. Theodor 3
- 4. Theodor 2
- 5. Theodor 6
- 6. Tube slide (2200)
- 7. Stairs narrow
- 8. Ramp narrow
- 9. Ramp narrow
- 10. Ladder (1500)
- 11. Slide wide (900)
- 12. Slide narrow (1500)
- 13. Loop-bridge sloping (1500-2200)
- 14. Rope bridge straight (2200)
- 15. Balancing rope (1500 & 2200)
- 16. Climbing net (1500 & 2200)
- 17. Dynamic bar (900)
- 18. Balancing blocks (900)
- 19. Balancing bridge (1500 & 2200)

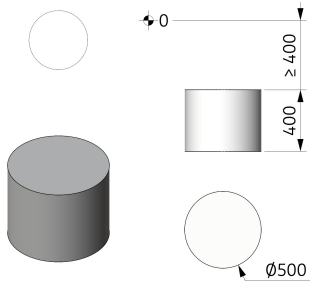
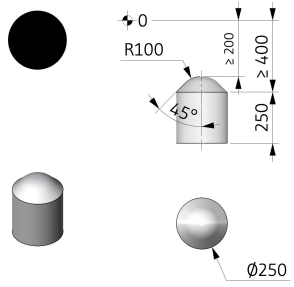
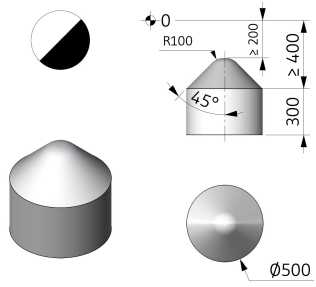


EN 1176

INFO

VIGTIGT: Hele anlægget skal samles før der støbes beton
VIGTIGT: Hela anläggningen måste monteras före betong stöps
VIGTIGT: Hele systemet må monteres før plass støbes med betong

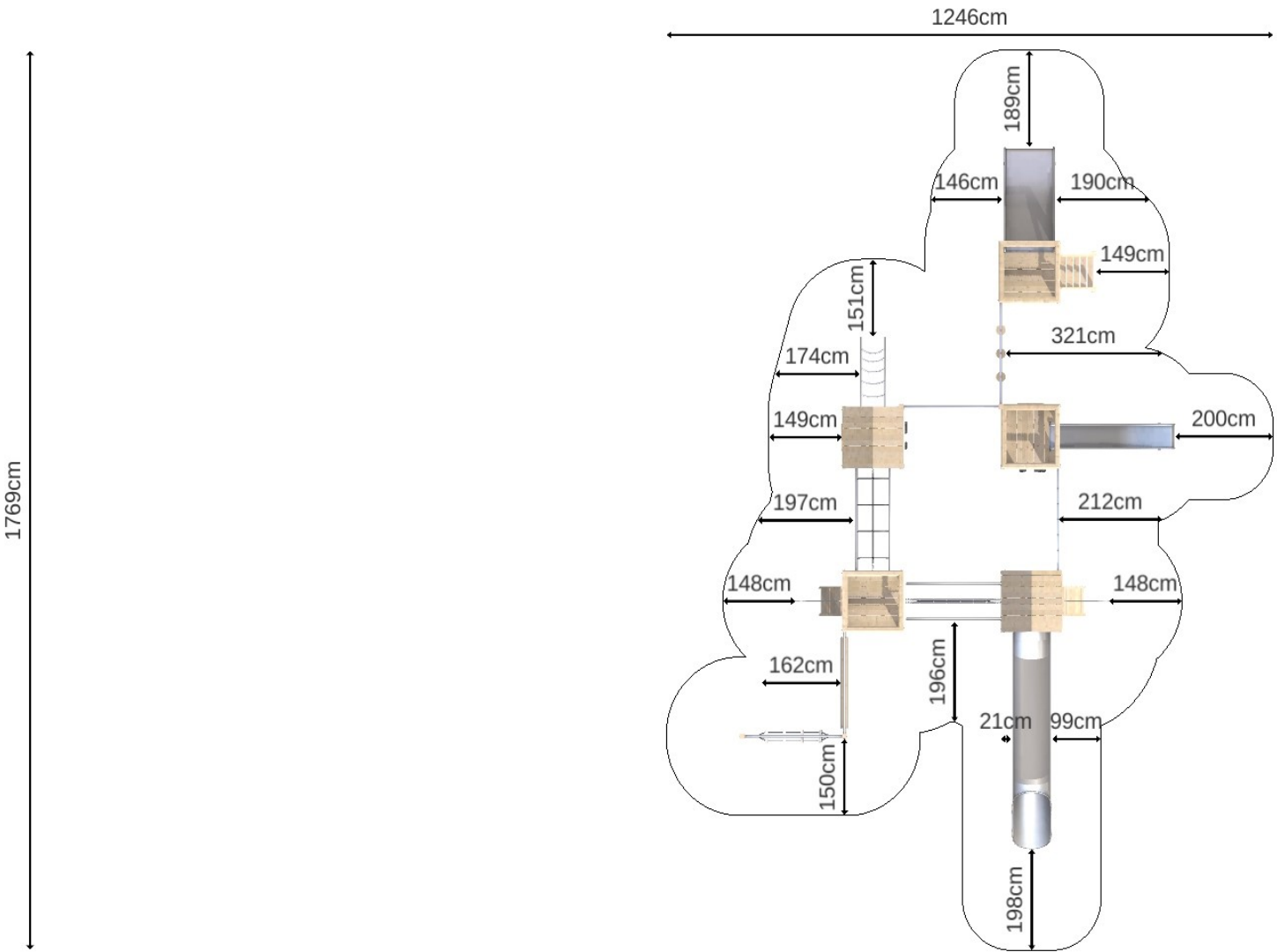


Mounting

Copyright Elverdal A/S

Elverdal



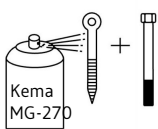
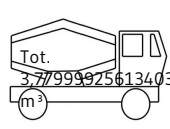
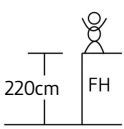
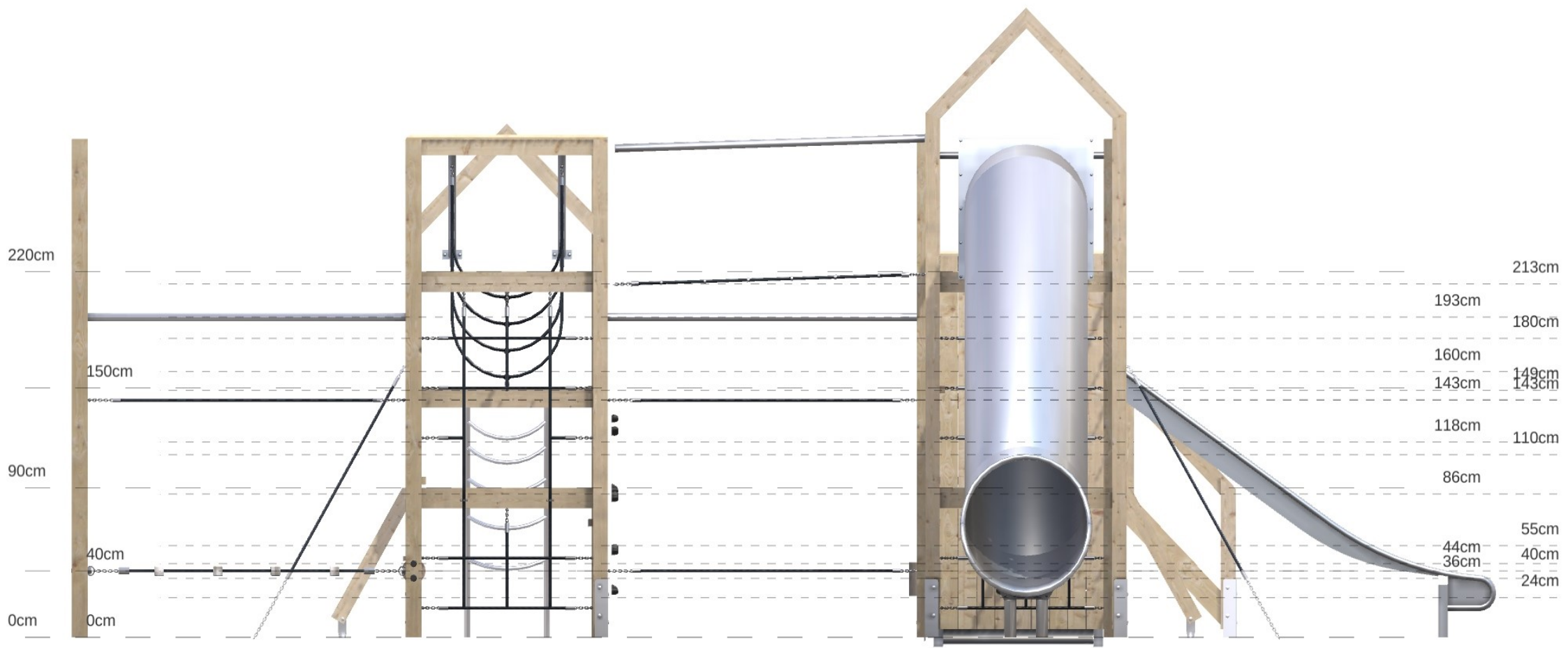
Mounting

Copyright Elverdal A/S

Elverdal

Fall Heights

Mounting Heights



EN 1176

INFO

VIGTIGT: Hele anlægget skal samles før der støbes beton
VIGTIGT: Hela anläggningen måste monteras före betong stöps
VIGTIGT: Hele systemet må monteres før plass støbes med betong

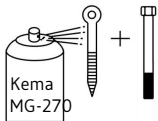
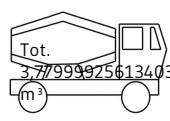

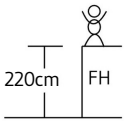
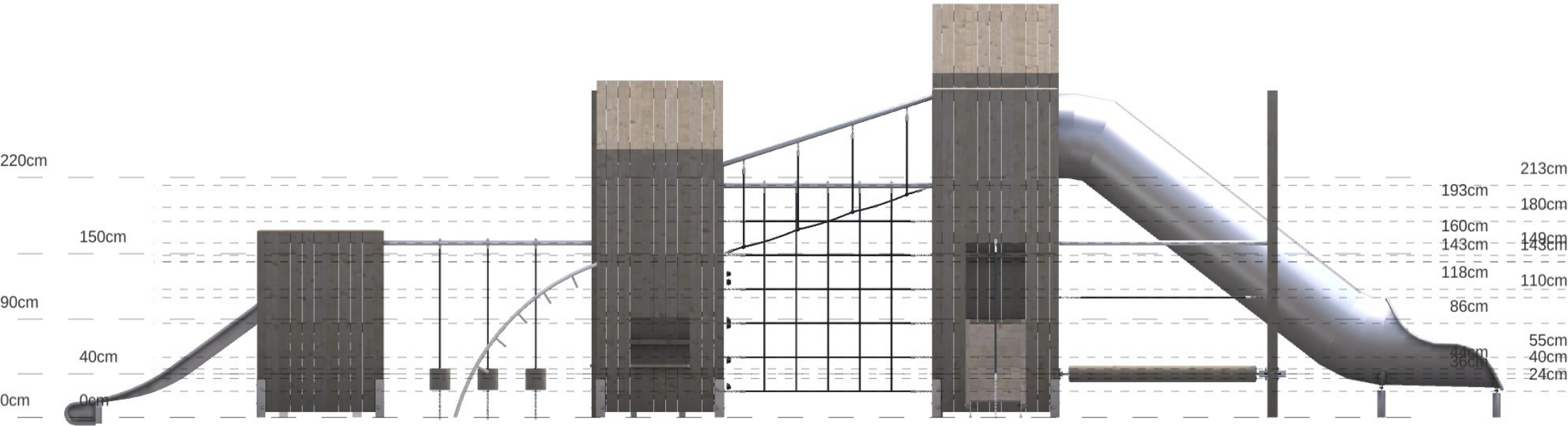
Mounting

Copyright Elverdal A/S

Elverdal

Fall Heights

Mounting Heights



EN 1176

INFO
VIGTIGT: Hele anlægget skal samles før der støbes betong
VIKTIGT: Hela anläggningen måste monteras före betong stöps
VIKTIG: Hele systemet må monteres før plass støbes med betong

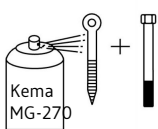

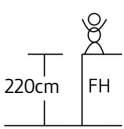
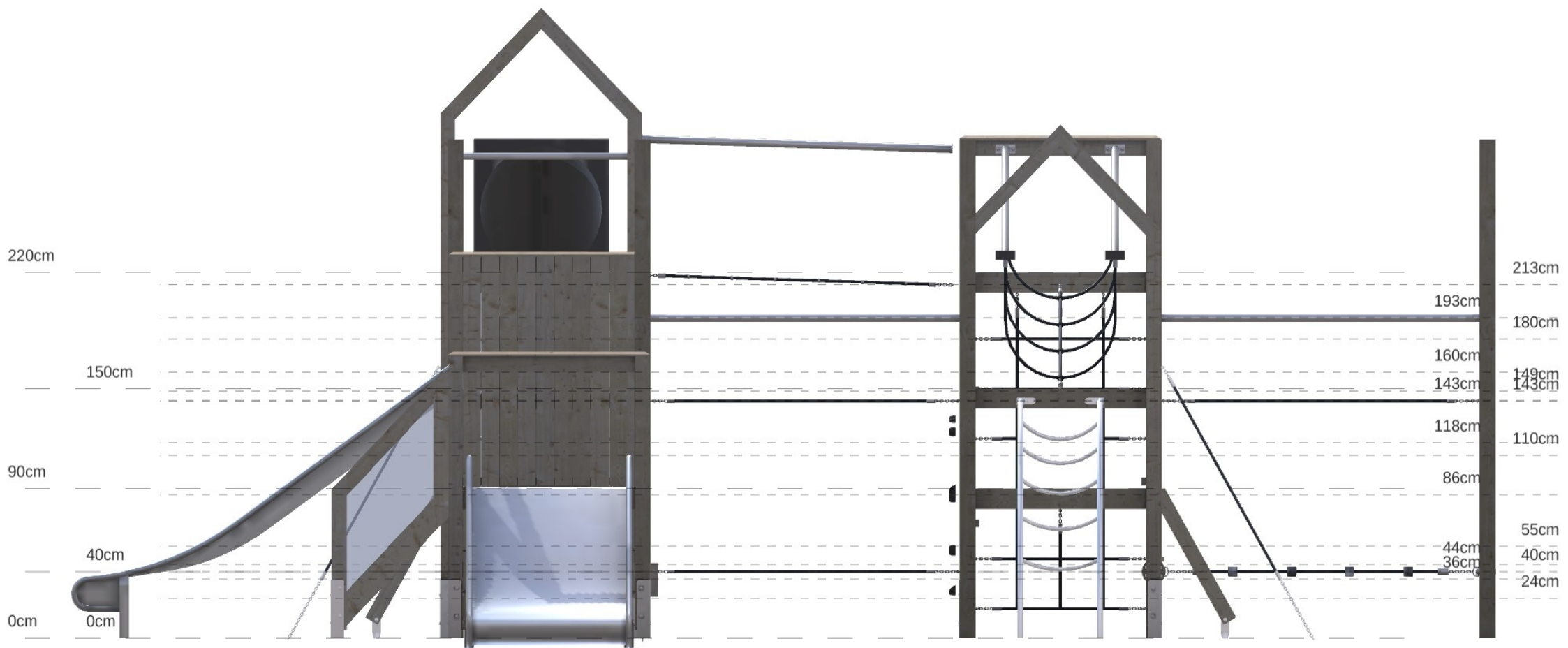
Mounting

Copyright Elverdal A/S

Elverdal

Fall Heights

Mounting Heights



EN 1176

INFO

VIGTIGT: Hele anlægget skal samles før der støbes beton
VIGTIGT: Hela anläggningen måste monteras före betong stöps
VIGTIGT: Hele systemet må monteres før plass støbes med betong

Fall Heights

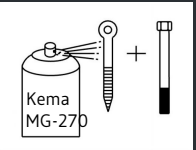
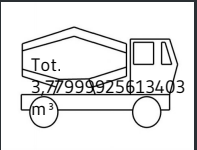

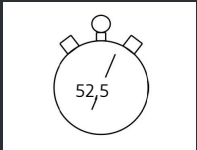
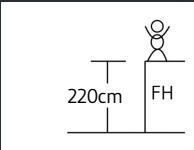
Mounting Heights



Nr.	Description:	Quantity:	Articel no.
1	Theodor 5 - Unpainted Wood (Exterior), Unpainted Wood (Edge)	1	ORG4005BY
7	- Stairs narrow - Unpainted Wood (Edge)	1	ORG4109XB
	- Net (900) - Rope Black RAL 9005 (Rope)	1	ORG4106XB
11	- Slide wide (900)	1	ORG4140XB
2	Theodor 7 - Unpainted Wood (Exterior), Unpainted Wood (Edge)	1	ORG4007BY
	- Top gable w door - Unpainted Wood (Exterior)	1	ORG4018BB
9	- Ramp narrow - Unpainted Wood (Edge), Rope Black RAL 9005 (Rope)	1	ORG4107XB
	- Middle gable w window - Unpainted Wood (Exterior)	1	ORG4020BB
	- Net with hole (2200) - Rope Black RAL 9005 (Rope)	1	ORG4104XB
	- Bottom gable w door - Unpainted Wood (Exterior)	1	ORG4026BB
	- Window glass - large - Glass (Glass)	1	ORG4401XB
3	Theodor 3 - Unpainted Wood (Exterior), Unpainted Wood (Edge)	1	ORG4003BY
6	- Tube slide (2200)	1	ORG4132XB
	- Rooftop gable w door - Unpainted Wood (Exterior)	1	ORG4017BB
8	- Ramp narrow - Unpainted Wood (Edge), Rope Black RAL 9005 (Rope)	1	ORG4107XB

Nr.	Description:	Quantity:	Articel no.
	- Middle gable w window - Unpainted Wood (Exterior)	1	ORG4020BB
	- Net with hole (2200) - Rope Black RAL 9005 (Rope)	1	ORG4104XB
	- Bottom gable w door - Unpainted Wood (Exterior)	1	ORG4026BB
	- Window glass - large - Glass (Glass)	1	ORG4401XB
4	Theodor 2 - Unpainted Wood (Exterior), Unpainted Wood (Edge)	1	ORG4002BY
	- Rooftop gable w door - Unpainted Wood (Exterior)	2	ORG4017BB
	- Bottom gable w door - Unpainted Wood (Exterior)	1	ORG4025BB
	- Climbing wall narrow (1500)	1	ORG4118XB
	- Counter - Unpainted Wood (Exterior)	1	ORG4009BB
	- Gong	1	ORG4410XB
10	- Ladder (1500)	1	ORG4130XB
5	Theodor 6 - Unpainted Wood (Exterior), Unpainted Wood (Edge)	1	ORG4006BY
	- Climbing wall narrow (1500)	1	ORG4118XB
	- Xylofon	1	ORG4408XB
	- Top gable w door - Unpainted Wood (Exterior)	1	ORG4018BB
	- Net (1500) - Rope Black RAL 9005 (Rope)	1	ORG4105XB

Nr.	Description:	Quantity:	Articel no.
	- Bottom gable w door - Unpainted Wood (Exterior)	1	ORG4025BB
12	- Slide narrow (1500)	1	ORG4136XB
13	Loop-bridge sloping (1500-2200)	1	ORG4206XB
14	Rope bridge straight (2200)	1	ORG4210XB
15	Balancing rope (1500 & 2200) - Rope Black RAL 9005 (Rope)	1	ORG4311XB
16	Climbing net (1500 & 2200) - Rope Black RAL 9005 (Rope)	1	ORG4309XB
17	Dynamic bar (900) - Rope Black RAL 9005 (Rope)	1	ORG4316XB
18	Balancing blocks (900) - Rope Black RAL 9005 (Rope)	1	ORG4322XB
19	Balancing bridge (1500 & 2200) - Rope Black RAL 9005 (Rope)	1	ORG4314XB
P1	Pole Theodor - Unpainted Wood (Wood)	1	ORG4300CY
P2	Pole Theodor - Unpainted Wood (Wood)	1	ORG4300CY
P3	Pole Theodor - Unpainted Wood (Wood)	1	ORG4300CY
P4	Pole Theodor - Unpainted Wood (Wood)	1	ORG4300CY



EN 1176

INFO

VIGTIGT: Hele anlægget skal samles før der støbes beton
VIKTIGT: Hela anläggningen måste monteras före betong stöps
VIKTIG: Hele systemet må monteres før plass støbes med betong

Nr.	Description:	Quantity:	Articel no.
P5	Pole Theodor - Unpainted Wood (Wood)	1	ORG4300CY
	Concrete (m3)	3,78	
	Rubber TD (m3)	5,98	
	Rubber EPDM (m3)	1,73	
	Concrete (m3)	3,78	
	Rubber TD (m3)	5,98	
	Rubber EPDM (m3)	1,73	