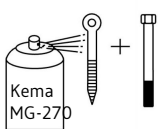
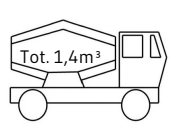
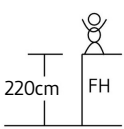


Mounting

Copyright Elverdal A/S

Elverdal



EN 1176

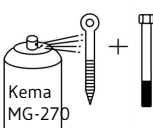
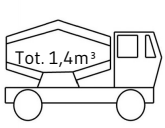
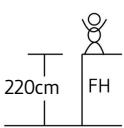
Info

VIGTIGT: Hele anlægget skal samles før der støbes beton
VIGTIGT: Hela anläggningen måste monteras före betong stöps
VIGTIGT: Hele systemet må monteres før plass støbes med betong

Mounting

Copyright Elverdal A/S

Elverdal



EN 1176

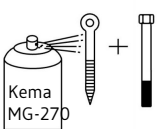
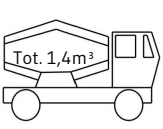
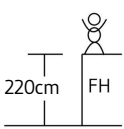

Info

VIGTIGT: Hele anlægget skal samles før der støbes beton
VIGTIGT: Hela anläggningen måste monteras före betong stöps
VIGTIGT: Hele systemet må monteres før plass støbes med betong

Mounting

Copyright Elverdal A/S

Elverdal



EN 1176

Info

VIGTIGT: Hele anlægget skal samles før der støbes beton
VIGTIGT: Hela anläggningen måste monteras före betong stöps
VIGTIGT: Hele systemet må monteres før plass støbes med betong

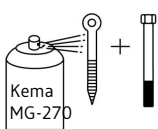
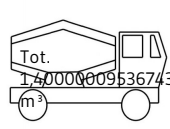
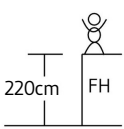
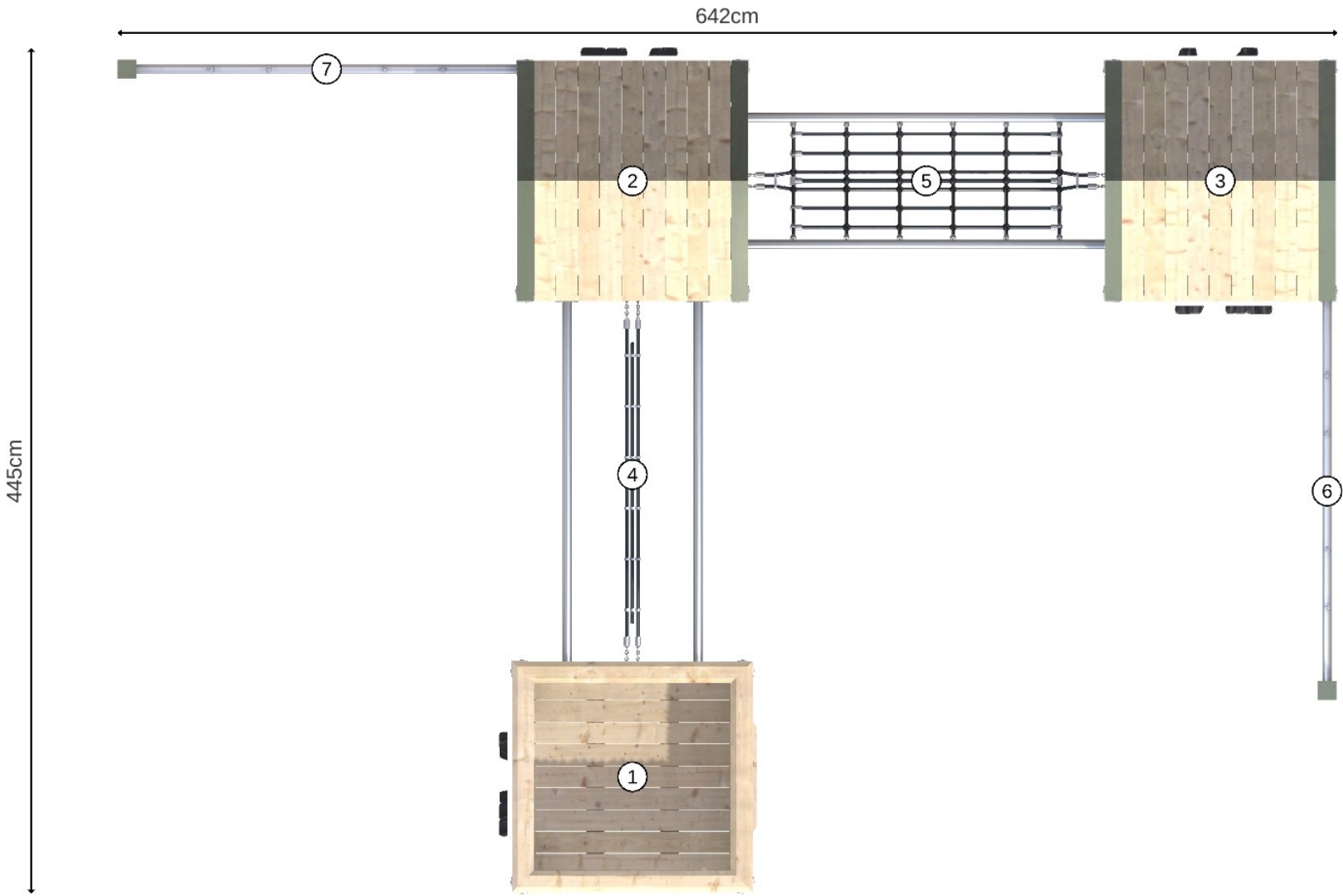
Mounting

Copyright Elverdal A/S

Elverdal

PRODUCT LIST

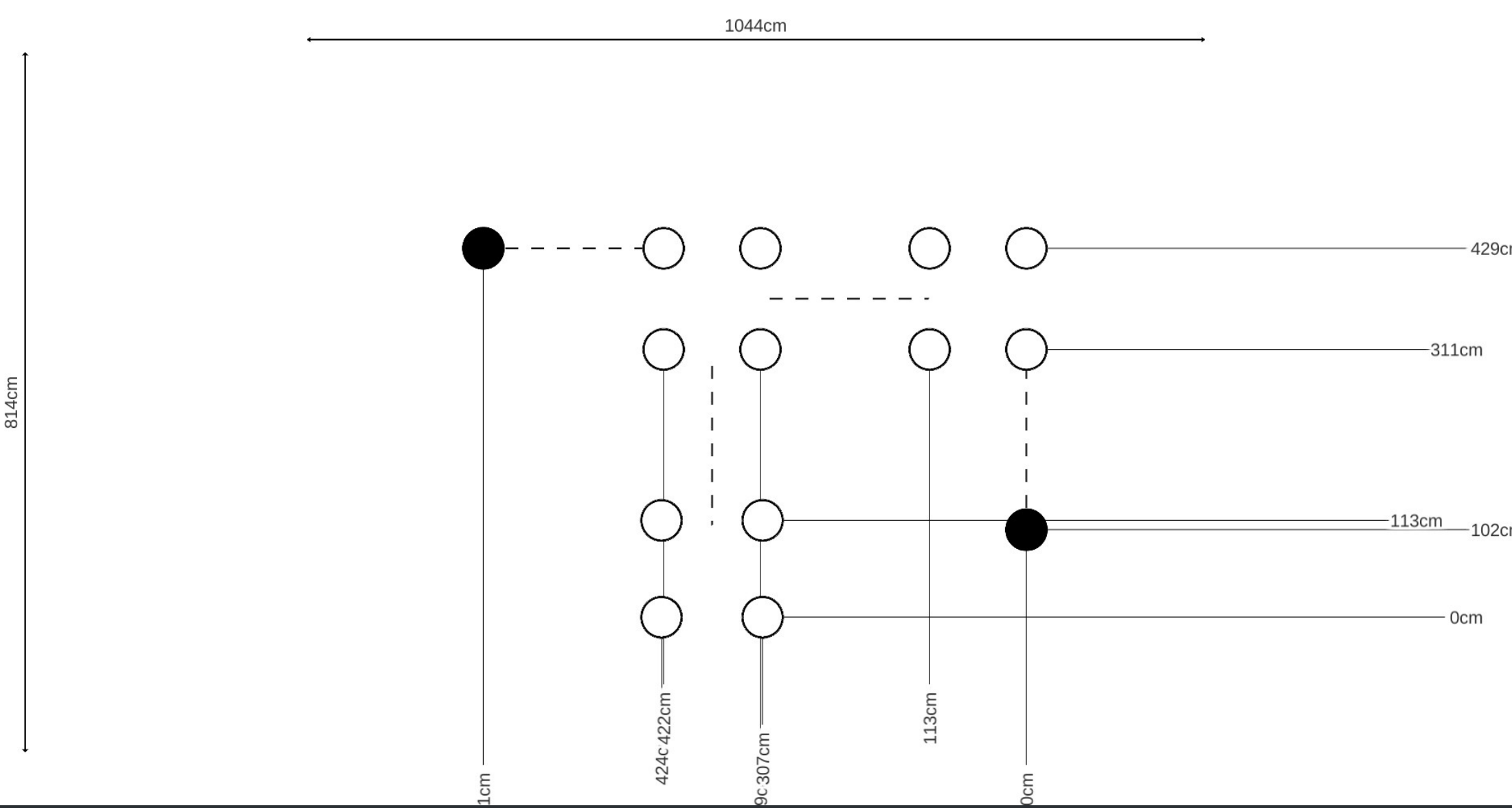
- 1. Theodor 6
- 2. Theodor 3
- 3. Theodor 3
- 4. Rope bridge sloping (900-1500)
- 5. V-bridge straight (2200)
- 6. Climbing net (1500 & 2200)
- 7. Climbing net (1500 & 2200)



EN 1176

INFO

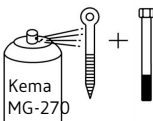
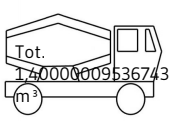

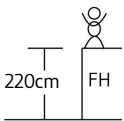
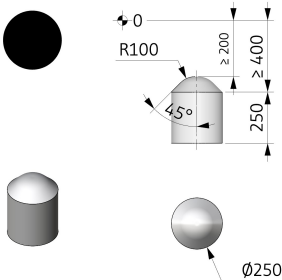
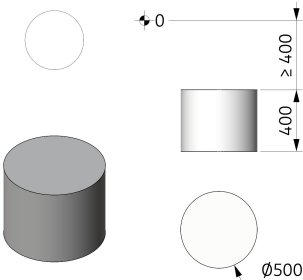
VIGTIGT: Hele anlægget skal samles før der støbes beton
VIGTIGT: Hela anläggningen måste monteras före betong stöps
VIGTIGT: Hele systemet må monteres før plass støbes med betong



Mounting

Copyright Elverdal A/S

Elverdal



EN 1176

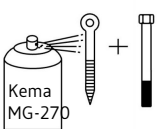
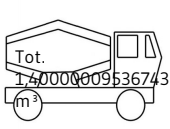
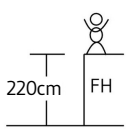
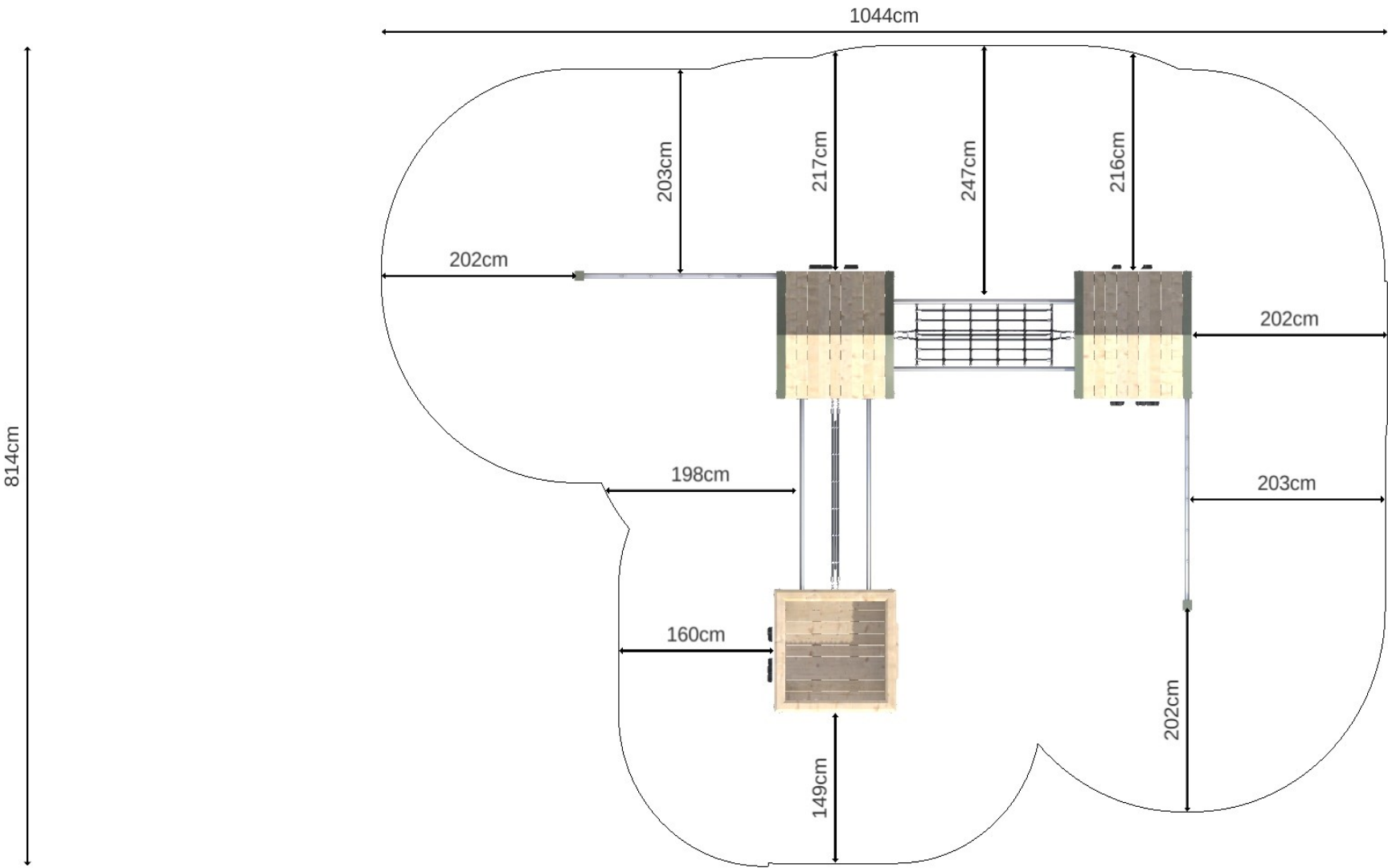
INFO

VIGTIGT: Hele anlægget skal samles før der støbes beton
VIGTIGT: Hela anläggningen måste monteras före betong stöps
VIGTIG: Hele systemet må monteres før plass støbes med betong

Mounting

Copyright Elverdal A/S

Elverdal



EN 1176

INFO

VIGTIGT: Hele anlægget skal samles før der støbes beton
VIGTIGT: Hela anläggningen måste monteras före betong stöps
VIGTIGT: Hele systemet må monteres før plass støbes med betong

Mounting

Copyright Elverdal A/S

Elverdal

Fall Heights

Mounting Heights

297cm

220cm

150cm

90cm

0cm

294cm

213cm

180cm

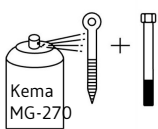
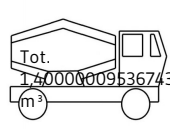
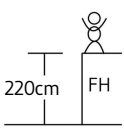
149cm

118cm

86cm

55cm

24cm



EN 1176

INFO

VIGTIGT: Hele anlægget skal samles før der støbes beton
VIGTIGT: Hela anläggningen måste monteras före betong stöps
VIGTIGT: Hele systemet må monteres før plass støbes med betong

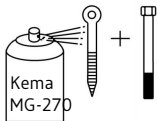
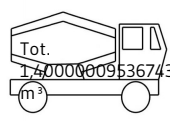

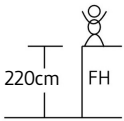
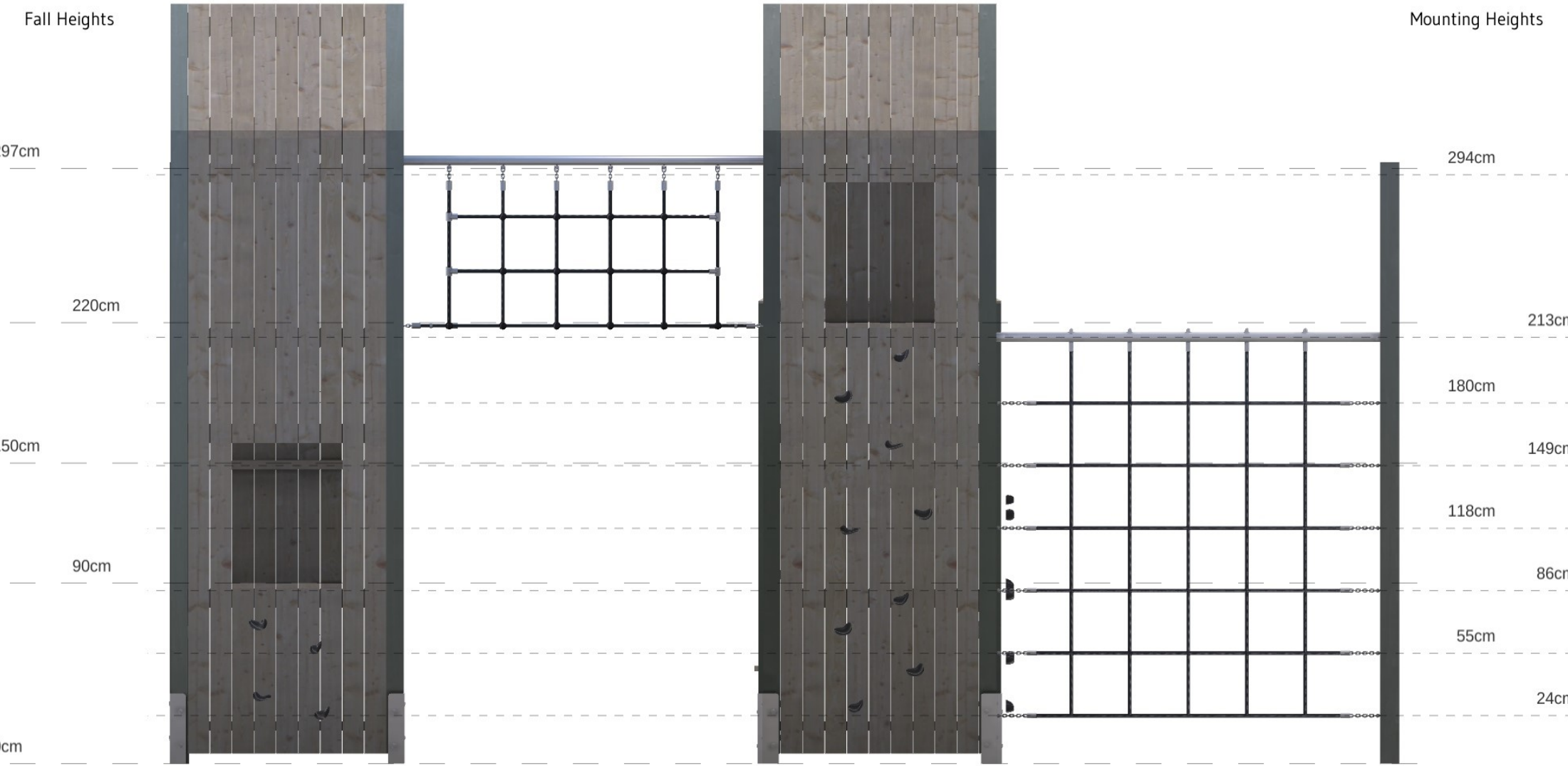
Mounting

Copyright Elverdal A/S

Elverdal

Fall Heights

Mounting Heights



EN 1176

INFO

VIGTIGT: Hele anlægget skal samles før der støbes beton
VIGTIGT: Hela anläggningen måste monteras före betong stöps
VIGTIGT: Hele systemet må monteres før plass støbes med betong

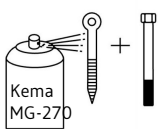
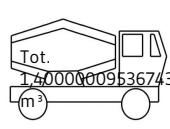
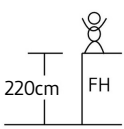
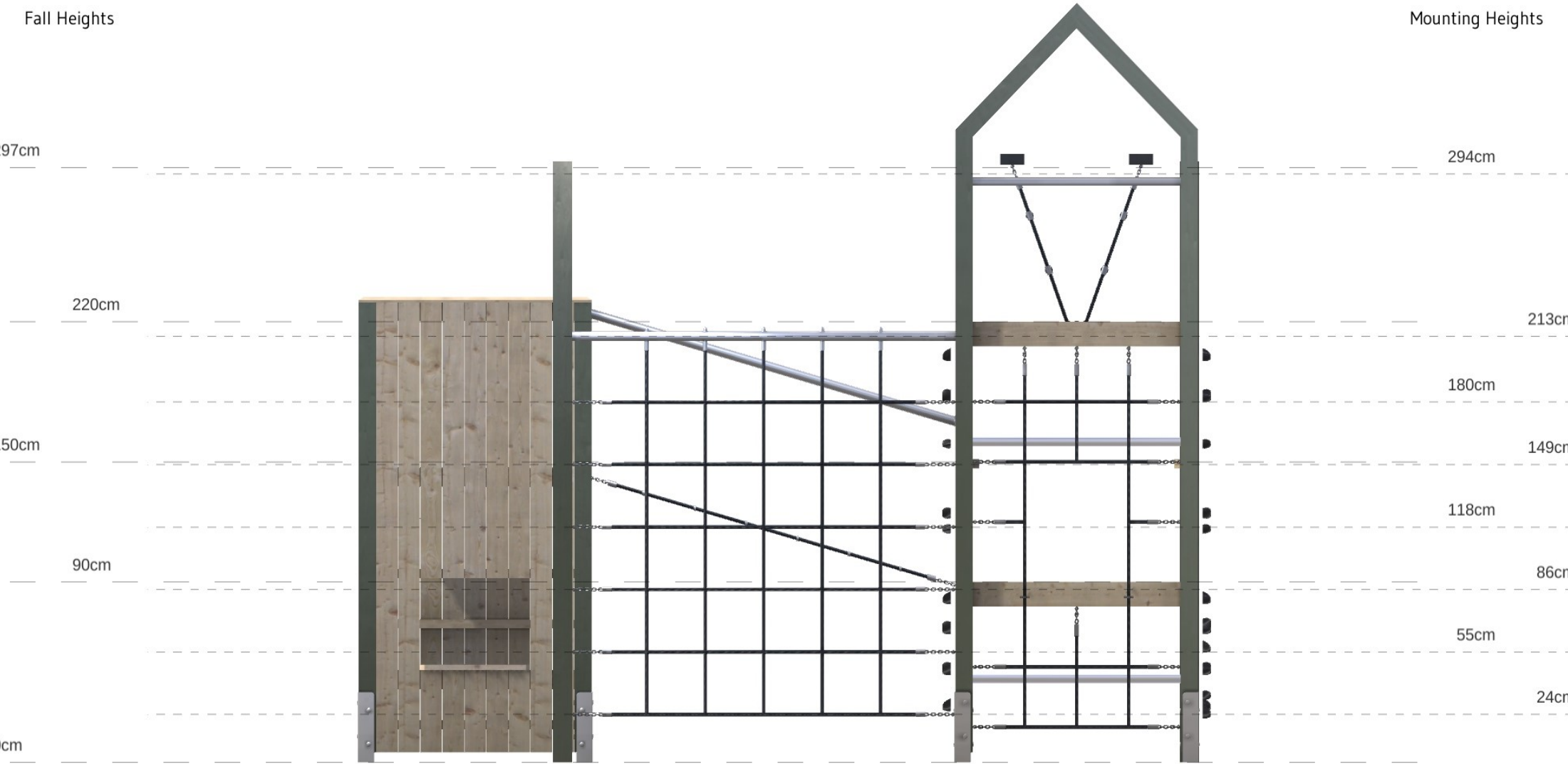
Mounting

Copyright Elverdal A/S

Elverdal

Fall Heights

Mounting Heights



EN 1176

INFO

VIGTIGT: Hele anlægget skal samles før der støbes beton
VIGTIGT: Hela anläggningen måste monteras före betong stöps
VIGTIGT: Hele systemet må monteres før plass støbes med betong

Nr.	Description:	Quantity:	Articel no.
1	Theodor 6 - Unpainted Wood (Exterior), Reseda green RAL 6011 (Edge)	1	ORG4006BY
	- Top gable w door - Unpainted Wood (Exterior)	1	ORG4018BB
	- Top gable - Unpainted Wood (Exterior)	1	ORG4015BB
	- Counter - Unpainted Wood (Exterior)	1	ORG4009BB
	- Climbing wall narrow (1500)	1	ORG4118XB
	- Carillons	1	ORG4412XB
2	Theodor 3 - Unpainted Wood (Exterior), Reseda green RAL 6011 (Edge)	1	ORG4003BY
	- Climbing wall narrow (2200)	1	ORG4117XB
	- Net with hole (2200) - Rope Black RAL 9005 (Rope)	1	ORG4104XB
	- Rooftop gable w door - Unpainted Wood (Exterior)	1	ORG4017BB
	- Middle gable w window - Unpainted Wood (Exterior)	1	ORG4020BB
	- Bottom gable w door - Unpainted Wood (Exterior)	1	ORG4026BB
3	Theodor 3 - Unpainted Wood (Exterior), Reseda green RAL 6011 (Edge)	1	ORG4003BY
	- Climbing wall narrow (2200)	1	ORG4117XB

Nr.	Description:	Quantity:	Articel no.
	- Net with hole (2200) - Rope Black RAL 9005 (Rope)	1	ORG4104XB
	- Climbing wall narrow (900)	1	ORG4119XB
	- Rooftop gable w door - Unpainted Wood (Exterior)	1	ORG4017BB
	- Swedish ladder (900)	1	ORG4102XB
4	Rope bridge sloping (900-1500) - Rope Black RAL 9005 (Rope)	1	ORG4211XB
5	V-bridge straight (2200)	1	ORG4201XB
6	Climbing net (1500 & 2200) - Rope Black RAL 9005 (Rope)	1	ORG4309XB
7	Climbing net (1500 & 2200) - Rope Black RAL 9005 (Rope)	1	ORG4309XB
P1	Pole Theodor - Reseda green RAL 6011 (Wood)	1	ORG4300CY
P2	Pole Theodor - Reseda green RAL 6011 (Wood)	1	ORG4300CY
	Concrete (m3)	1,4	
	Rubber TD (m3)	4,55	
	Rubber EPDM (m3)	0,8	
	Concrete (m3)	1,4	

Nr.	Description:	Quantity:	Articel no.
	Rubber TD (m3)	4,55	
	Rubber EPDM (m3)	0,8	