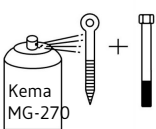
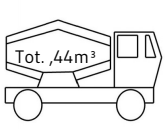
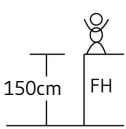


Mounting

Copyright Elverdal A/S

Elverdal



EN 1176

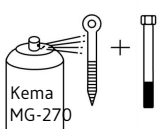
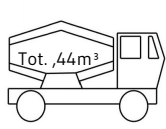
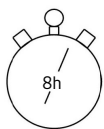
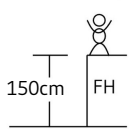
Info

VIGTIGT: Hele anlægget skal samles før der støbes beton
VIGTIGT: Hela anläggningen måste monteras före betong stöps
VIGTIGT: Hele systemet må monteres før plass støbes med betong

Mounting

Copyright Elverdal A/S

Elverdal



EN 1176

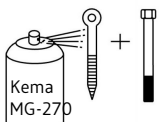
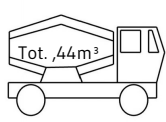
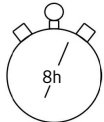
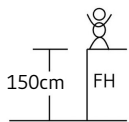
Info

VIGTIGT: Hele anlægget skal samles før der støbes beton
VIGTIGT: Hela anläggningen måste monteras före betong stöps
VIGTIGT: Hele systemet må monteres før plass støbes med betong

Mounting

Copyright Elverdal A/S

Elverdal



EN 1176

Info

VIGTIGT: Hele anlægget skal samles før der støbes beton
VIGTIGT: Hela anläggningen måste monteras före betong stöps
VIGTIG: Hele systemet må monteres før plass støbes med betong

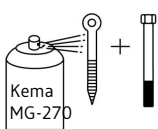
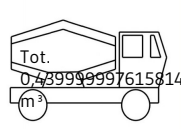
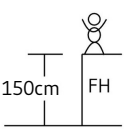
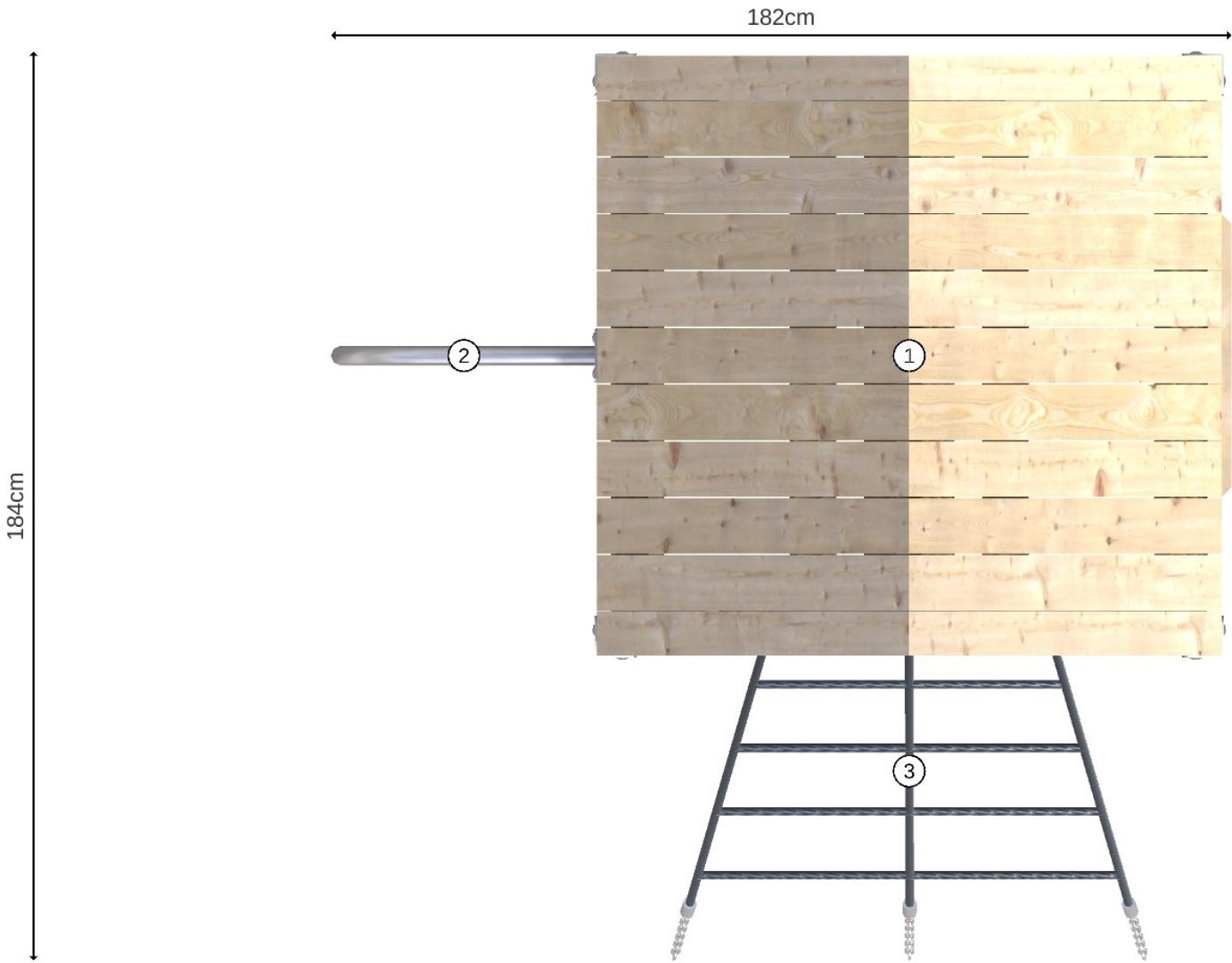
Mounting

Copyright Elverdal A/S

Elverdal

PRODUCT LIST

- 1. Theodor 2
- 2. Fireman's pole (1500)
- 3. Net ladder narrow (1500)



EN 1176

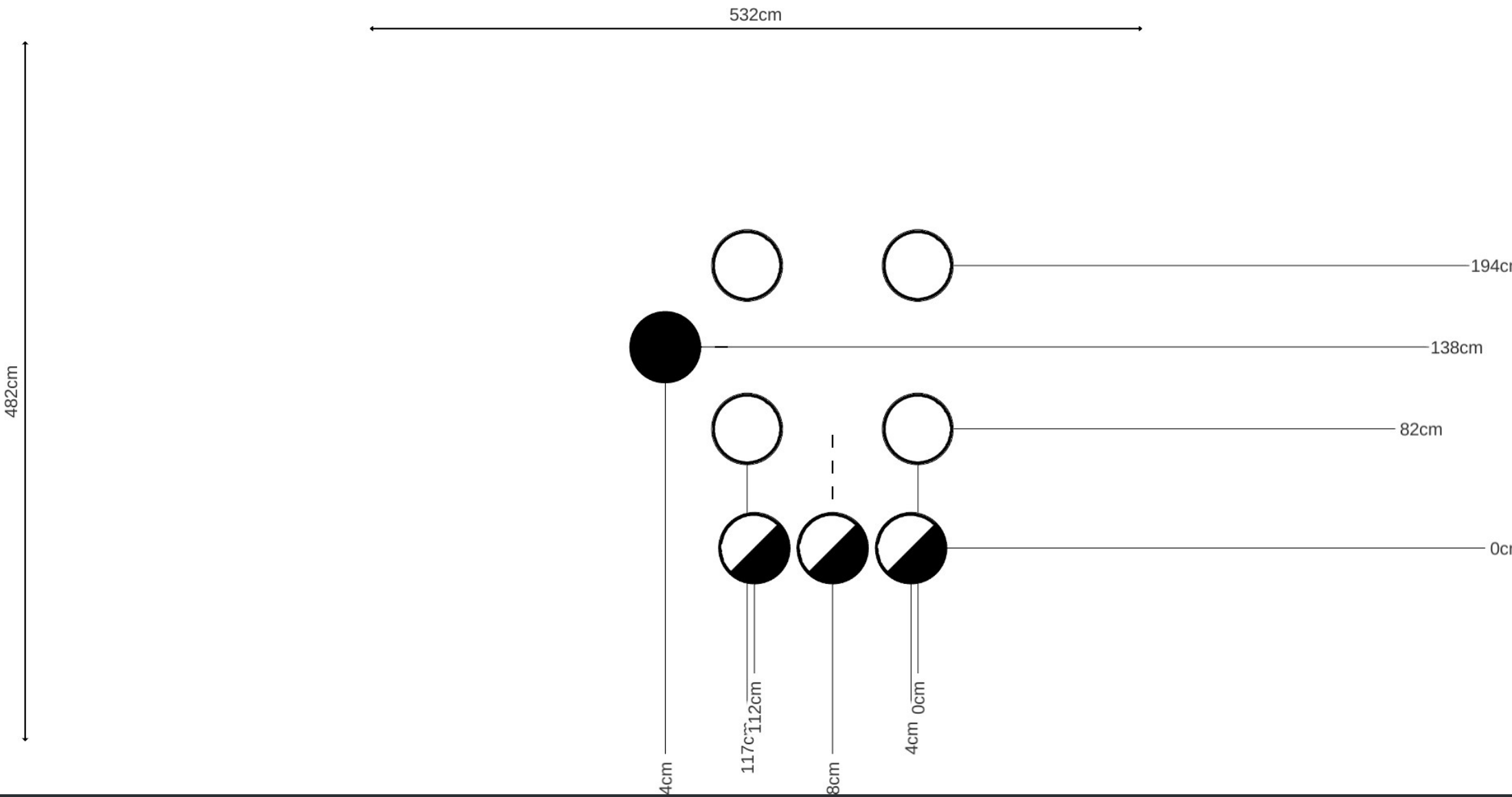
INFO

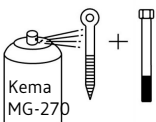
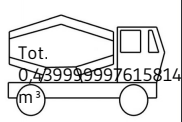
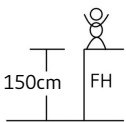
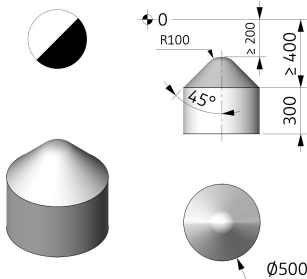
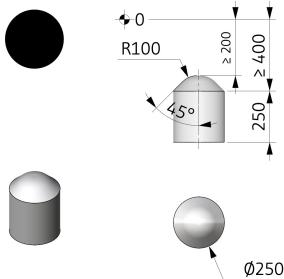
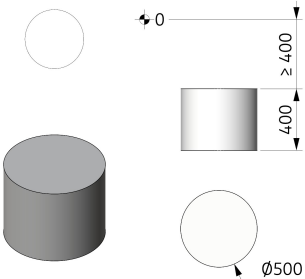
VIGTIGT: Hele anlægget skal samles før der støbes beton
VIKTIGT: Hela anläggningen måste monteras före betong stöps
VIKTIGT: Hele systemet må monteres før plass støbes med betong

Mounting

Copyright Elverdal A/S

Elverdal





EN 1176

INFO

VIGTIGT: Hele anlægget skal samles før der støbes beton

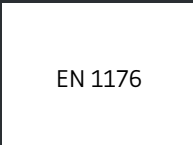
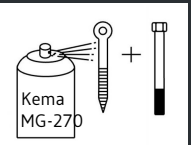
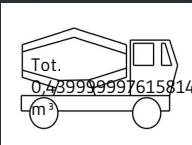
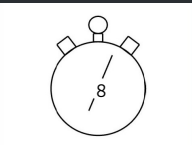
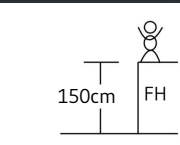
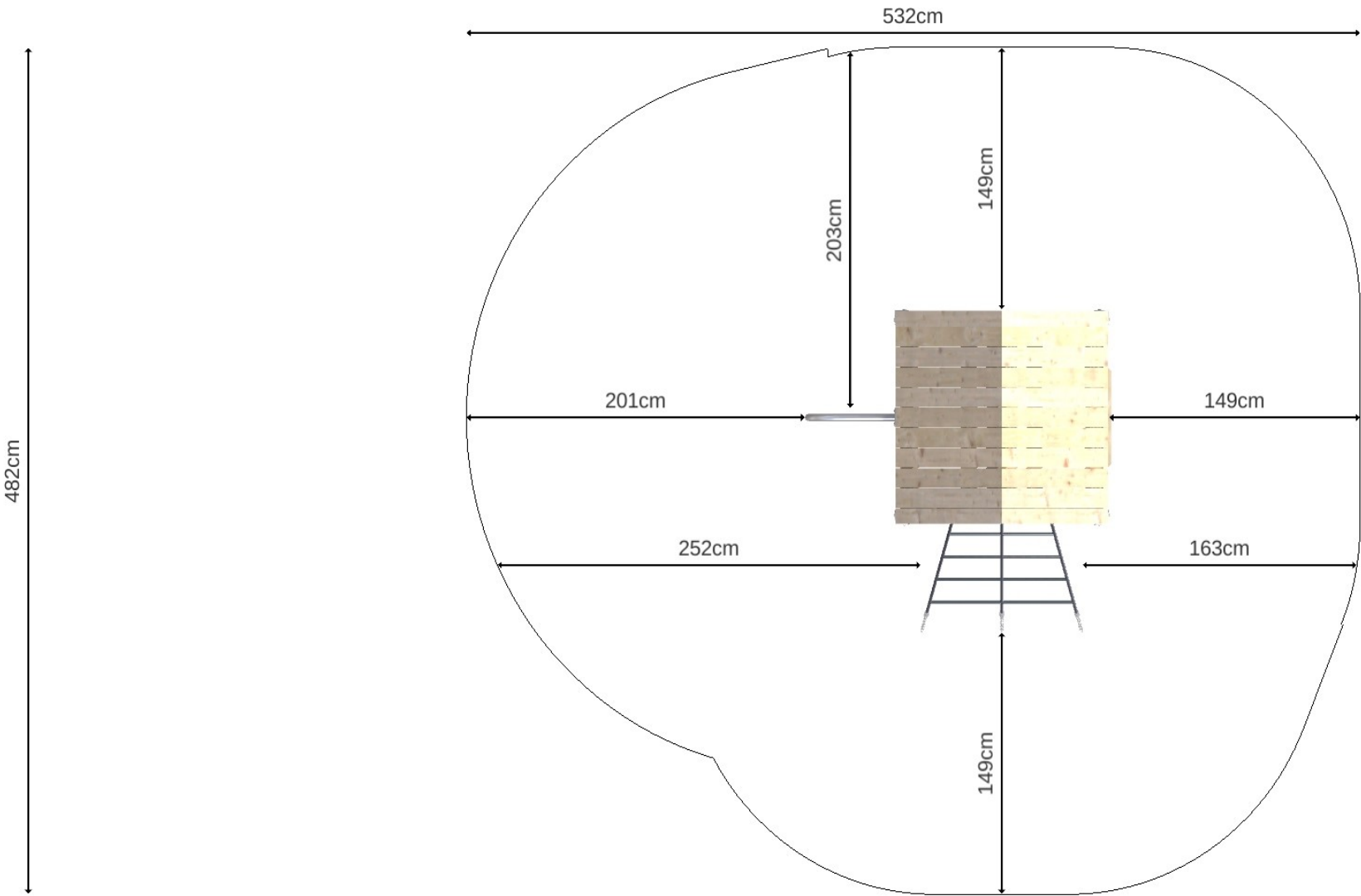
VIKTIGT: Hela anläggningen måste monteras före betong stöps

VIKTIG: Hele systemet må monteres før plass støbes med betong

Mounting

Copyright Elverdal A/S

Elverdal



INFO

VIGTIGT: Hele anlægget skal samles før der støbes beton
VIGTIGT: Hela anläggningen måste monteras före betong stöps
VIGTIGT: Hele systemet må monteres før plass støbes med betong

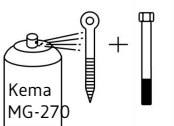

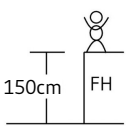
Mounting

Copyright Elverdal A/S

Elverdal

Fall Heights

Mounting Heights



EN 1176

INFO

VIGTIGT: Hele anlægget skal samles før der støbes beton
VIGTIGT: Hela anläggningen måste monteras före betong stöps
VIGTIGT: Hele systemet må monteres før plass støbes med betong

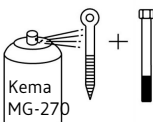
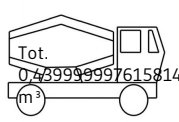

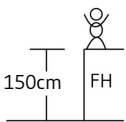
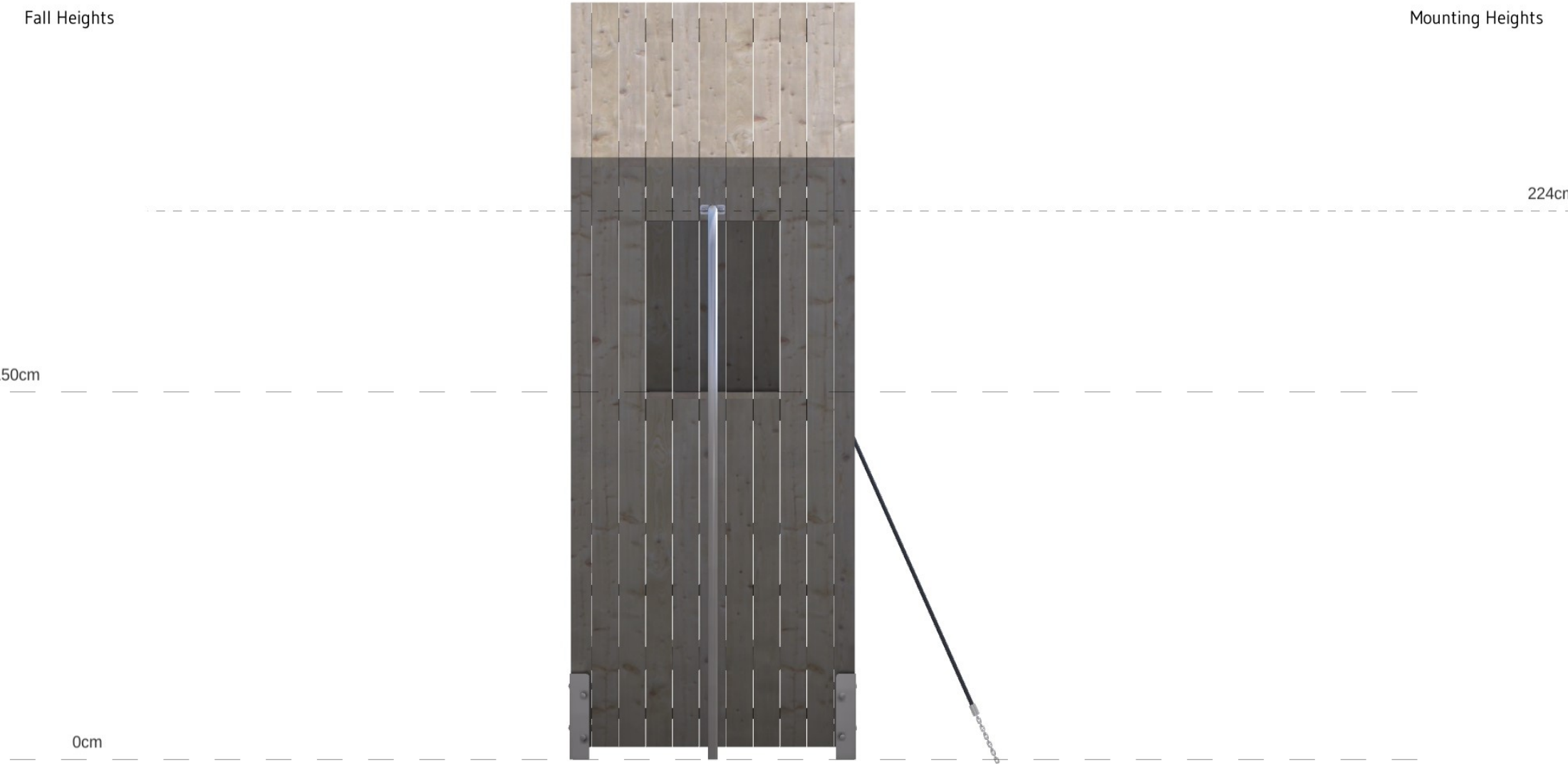
Mounting

Copyright Elverdal A/S

Elverdal

Fall Heights

Mounting Heights



EN 1176

INFO

VIGTIGT: Hele anlægget skal samles før der støbes beton
VIGTIGT: Hela anläggningen måste monteras före betong stöps
VIGTIG: Hele systemet må monteres før plass støbes med betong

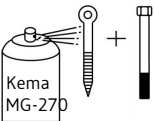
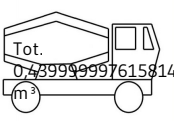
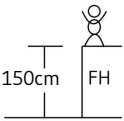
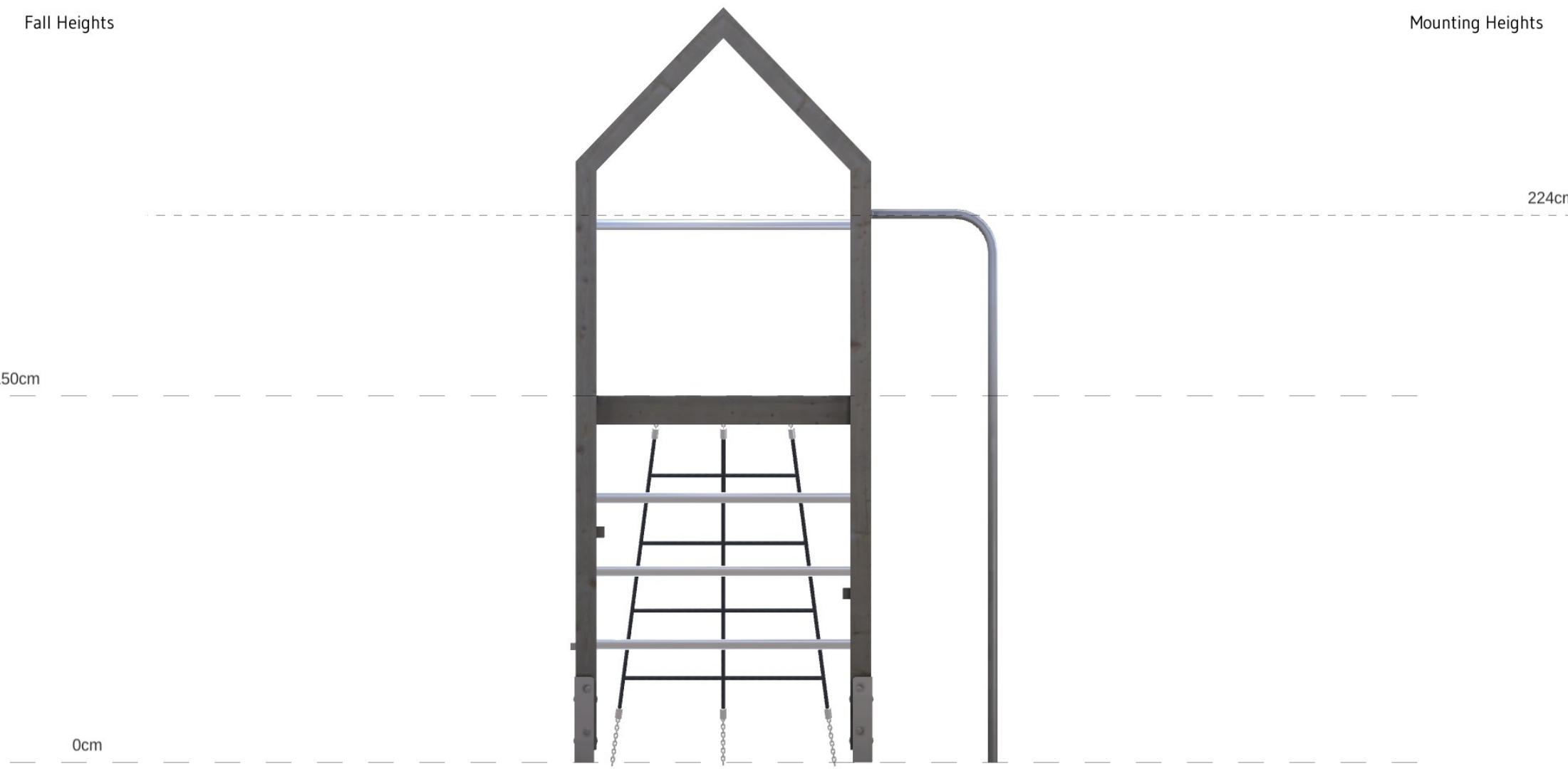
Mounting

Copyright Elverdal A/S

Elverdal

Fall Heights

Mounting Heights



EN 1176

INFO

VIGTIGT: Hele anlægget skal samles før der støbes beton
VIGTIGT: Hela anläggningen måste monteras före betong stöps
VIGTIGT: Hele systemet må monteres før plass støbes med betong

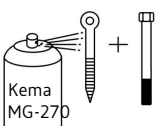

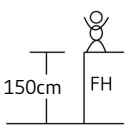
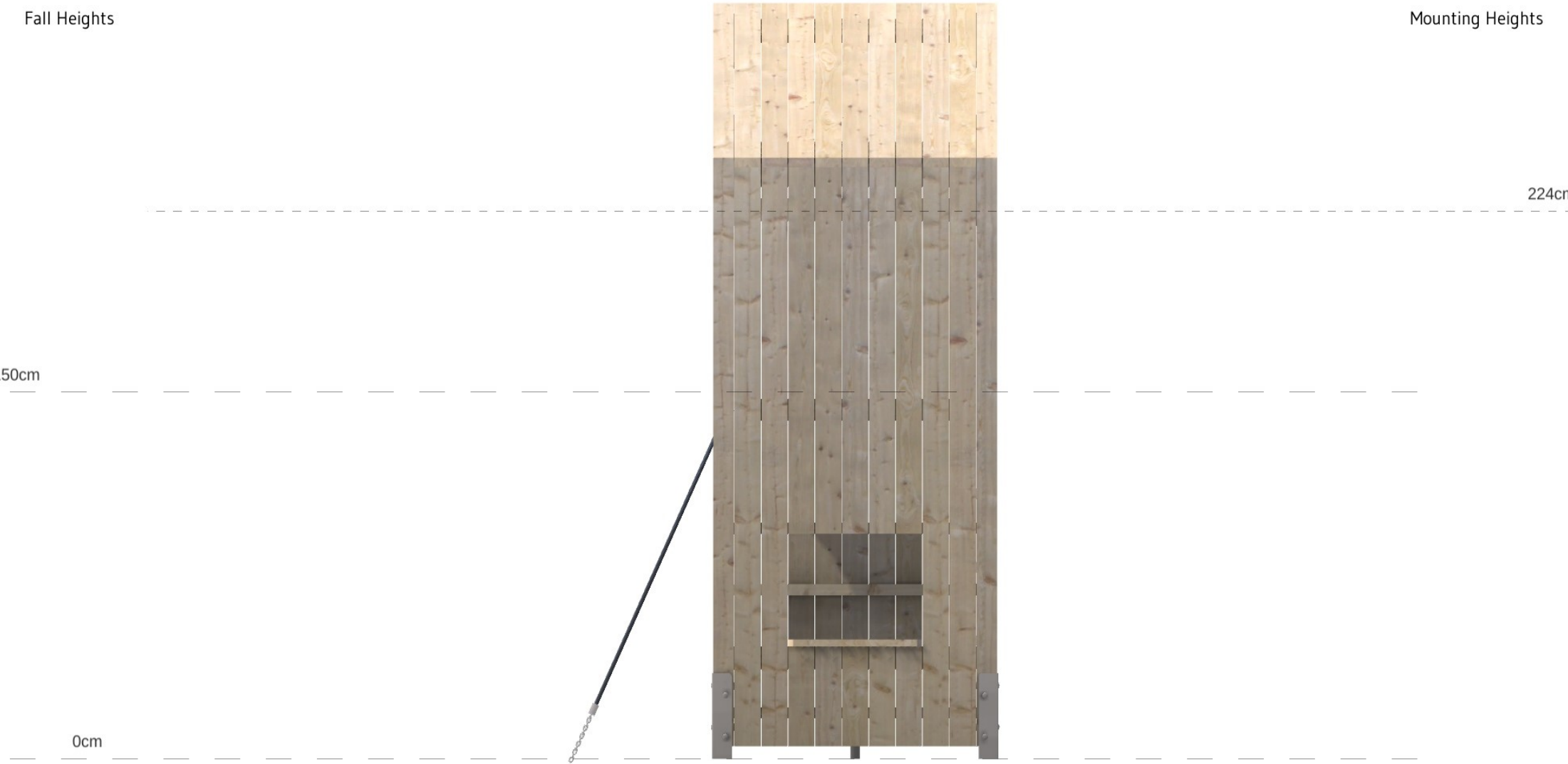
Mounting

Copyright Elverdal A/S

Elverdal

Fall Heights

Mounting Heights

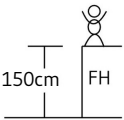


EN 1176


INFO

VIGTIGT: Hele anlægget skal samles før der støbes beton
VIGTIGT: Hela anläggningen måste monteras före betong stöps
VIGTIGT: Hele systemet må monteres før plass støbes med betong


Nr.	Description:	Quantity:	Articel no.
1	Theodor 2 - Unpainted Wood (Exterior), Unpainted Wood (Edge)	1	ORG4002BY
2	- Fireman's pole (1500)	1	ORG4127XB
3	- Net ladder narrow (1500) - Rope Black RAL 9005 (Rope)	1	ORG4112XB
	- Rooftop gable w door - Unpainted Wood (Exterior)	1	ORG4017BB
	- Swedish ladder (1500)	1	ORG4101XB
	Concrete (m3)	0,44	
	Rubber TD (m3)	0,94	
	Rubber EPDM (m3)	0,25	
	Concrete (m3)	0,44	
	Rubber TD (m3)	0,94	
	Rubber EPDM (m3)	0,25	



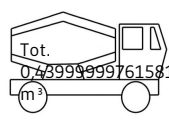
150cm
FH



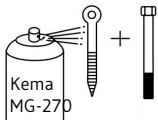
8



20,73M²
Periferi



Tot.
0,439999997615814
m³



Kema
MG-270

EN 1176

INFO

VIGTIGT: Hele anlægget skal samles før der støbes beton

VIKTIGT: Hela anläggningen måste monteras före betong stöps

VIKTIG: Hele systemet må monteres før plass støbes med betong