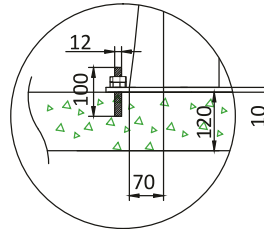


Installation Guide UBX-701B Leg Press

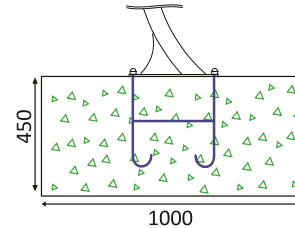
Side View

Surface installation
with anchor bolt



Top View

Inground footer
installation




Block Installation:

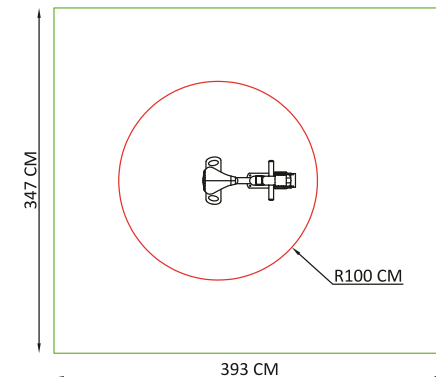


Front View

Base Plate Dimension



Standard Safety Area



Installation instruction:

1. All units must be fully assembled and leveled before curing.
2. Body assembly screws must be attached using LocTite243.
3. Prevent access until concrete completely dry.
- *4. Footer is ordered separately