

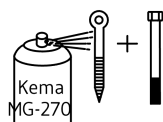
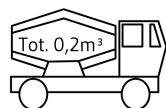

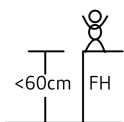

ORG2802BY, Carousel - sit larch and steel Ø 1m

Date: 2021.12.14 Subject: View1
Rev: 2021.12.14 Drawing no.: ORG2802BY_00
Page nr.: 1/5 Scale: None
Paper: A4 Drawing by: Jan Routh Sørensen

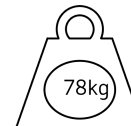
Mounting

Copyright Elverdal A/S.

Elverdal



EN 1176



INFO

VIGTIGT: Hele anlægget skal samles før der støbes beton
IMPORTANT: The entire facility must be assembled before mould in concrete
WICHTIG: Die Anlage muß komplett montiert sein, bevor das Fundament
betoniert wird

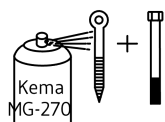
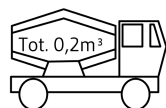
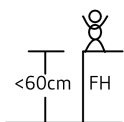
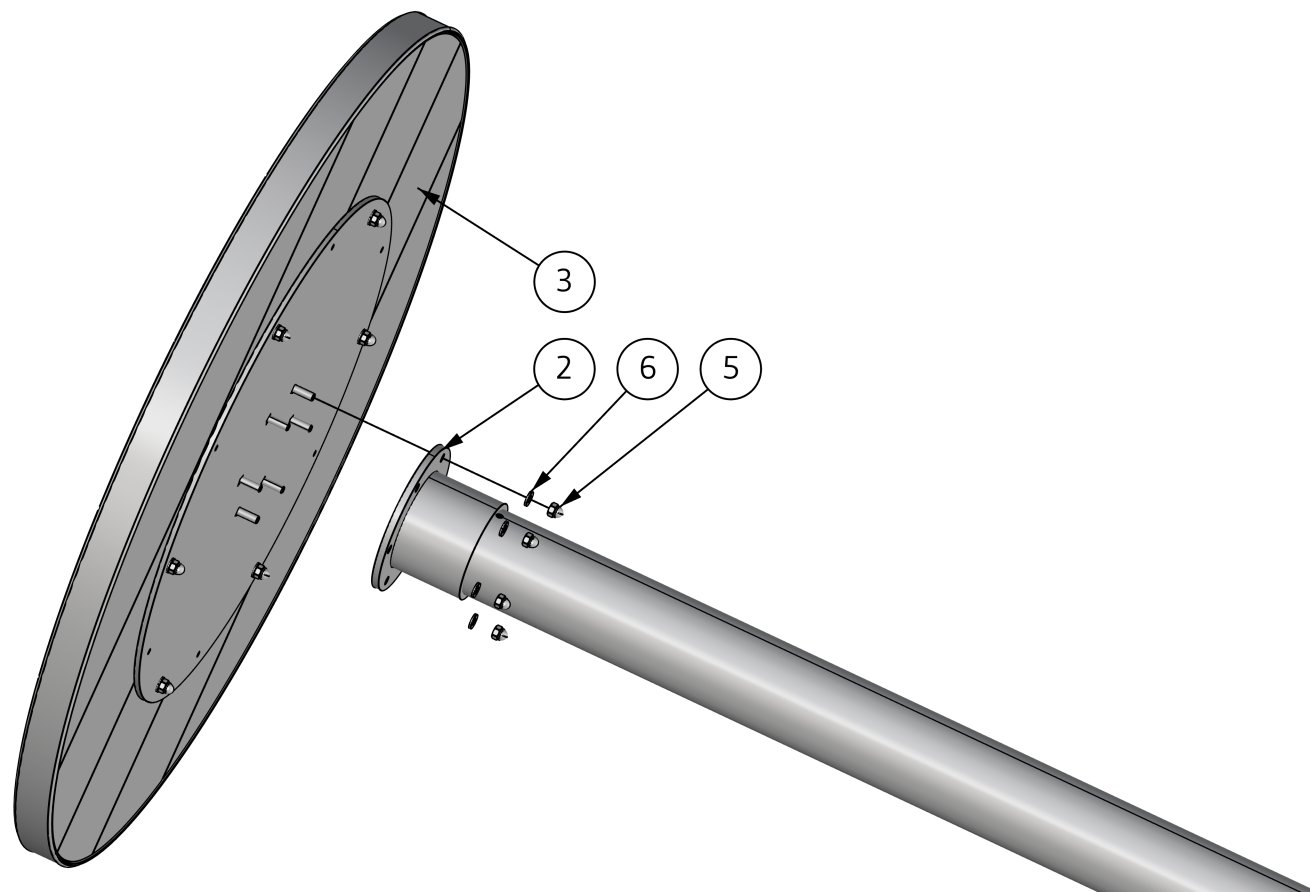
ORG2802BY, Carousel - sit larch and steel Ø 1m

Date: 2021.12.14 Subject: Assembly
Rev: 2021.12.14 Drawing no.: ORG2802BY_00
Page nr.: 2/5 Scale: None
Paper: A4 Drawing by: Jan Routh Sørensen

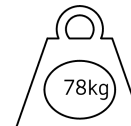
Mounting

Copyright Elverdal A/S.

Elverdal



EN 1176



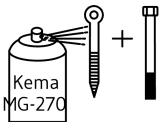
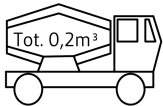
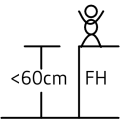
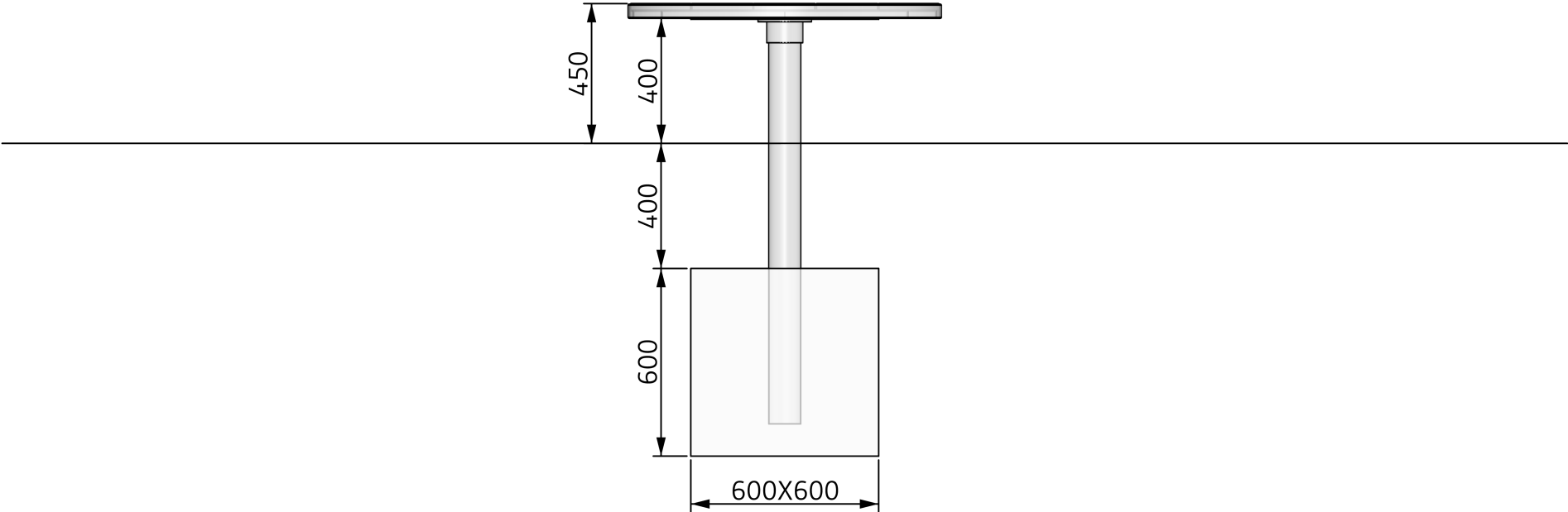
INFO

VIGTIGT: Hele anlægget skal samles før der støbes beton
IMPORTANT: The entire facility must be assembled before mould in concrete
WICHTIG: Die Anlage muß komplett montiert sein, bevor das Fundament
betoniert wird

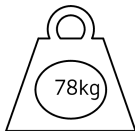
Mounting

Copyright Elverdal A/S.

Elverdal



EN 1176



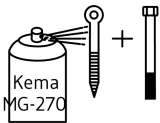
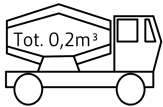

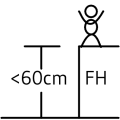
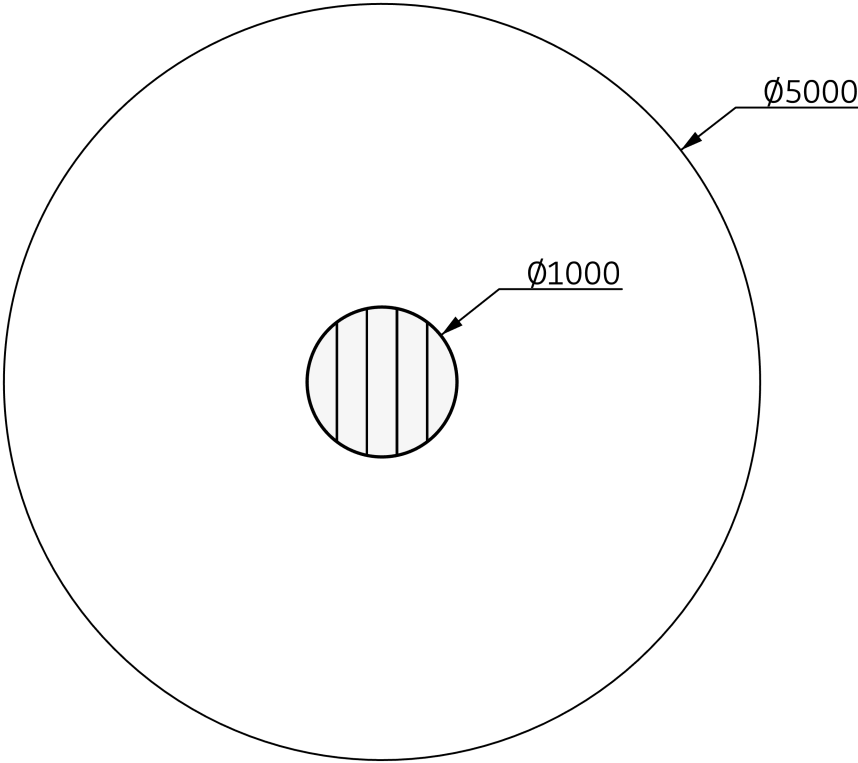
INFO

VIGTIGT: Hele anlægget skal samles før der støbes beton
IMPORTANT: The entire facility must be assembled before mould in concrete
WICHTIG: Die Anlage muß komplett montiert sein, bevor das Fundament
betoniert wird

Mounting

Copyright Elverdal A/S.

Elverdal



EN 1176



INFO

VIGTIGT: Hele anlægget skal samles før der støbes beton
IMPORTANT: The entire facility must be assembled before mould in concrete
WICHTIG: Die Anlage muß komplett montiert sein, bevor das Fundament
betoniert wird

Mounting

Copyright Elverdal A/S.

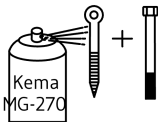
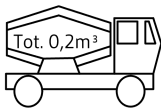
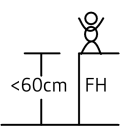
Elverdal

Karrusel - sidde lærk og stål Ø 1m

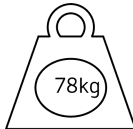
Carousel - sit larch and steel Ø 1m

Karussell - sitzen Lärche und Stahl Ø 1m

Pos:	Betegnelse:	Name:	Bezeichnung:	Antal/ Quantity/ Anzahl:
1				
2	Nedstøbningsrør	Concrete mounting tube	Nabensäule	1
3	Karruselplatform	Carousel platform	Sitzfläche	1
4				
5	M8 Topmøtrik	M8 Hex cap nut	M8 Hutmutter	6
6	M8 skive	M8 Washer	M8 Scheibe	6
	Monteringsvejledning	Mounting instruction	Installationsanleitung	1



EN 1176



INFO

VIGTIGT: Hele anlægget skal samles før der støbes beton
IMPORTANT: The entire facility must be assembled before mould in concrete
WICHTIG: Die Anlage muß komplett montiert sein, bevor das Fundament
betoniert wird