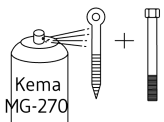
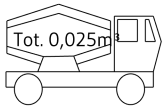
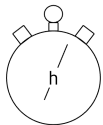
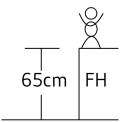



Date:	2023.07.31	Subject:	Overview
Rev:	2023.07.31	Drawing no.:	ORG8023AY
Page no.:	1/4	Scale:	None
Paper:	A4	Drawing by:	Valentyn Nazarenko

Mounting

Copyright Elverdal A/S.

Elverdal



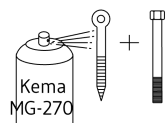
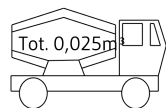
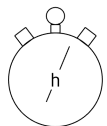
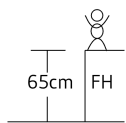
EN 1176



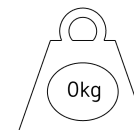
INFO

VIGTIGT: Hele anlægget skal samles før der støbes beton
IMPORTANT: The entire facility must be assembled before mould in concrete
WICHTIG: Die Anlage muß komplett montiert sein, bevor das Fundament
betoniert wird

Elverdal



EN 1176

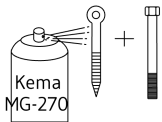
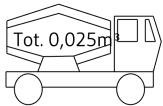
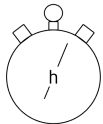
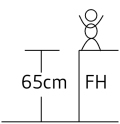
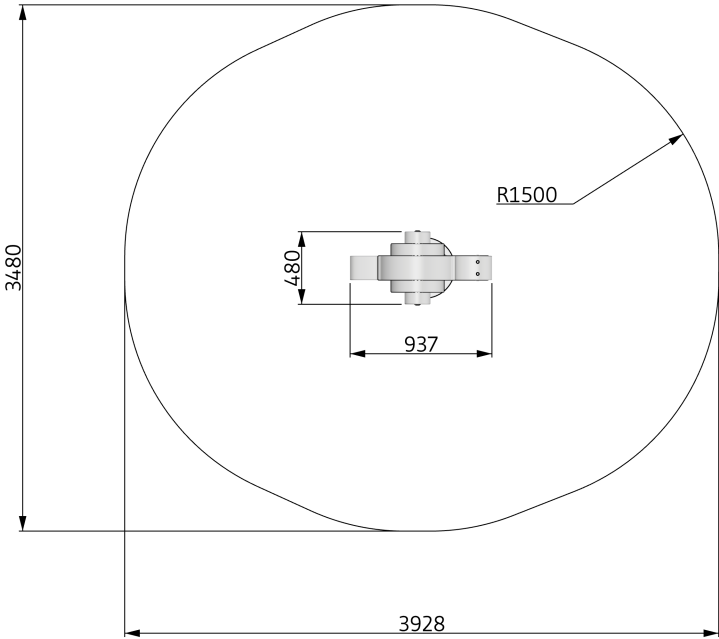


VIGTIGT: Hele anlægget skal samles før der støbes beton
 IMPORTANT: The entire facility must be assembled before mould in concrete
 WICHTIG: Die Anlage muß komplett montiert sein, bevor das Fundament
 betoniert wird

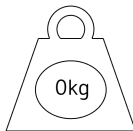
Mounting

Copyright Elverdal A/S.

Elverdal



EN 1176



INFO

VIGTIGT: Hele anlægget skal samles før der støbes beton
IMPORTANT: The entire facility must be assembled before mould in concrete
WICHTIG: Die Anlage muß komplett montiert sein, bevor das Fundament
betoniert wird

Date: 2023.07.31 Subject: BOM
Rev: 2023.07.31 Drawing no.: ORG8023AY
Page no.: 4/4 Scale: None
Paper: A4 Drawing by: Valentyn Nazarenko

Mounting

Copyright Elverdal A/S.



DK		GB		DE			
Træskulptur - Snegl		Playsculpture - Snail		Holzskulptur - Schnecke			
Pos:	Betegnelse:	Name:	Bezeichnung:	Antal/ Quantity/ Anzahl:	Artikel/Item#		
1	Træskulptur snegl			1	ORG8023AY		
2	Nedstøbningsbeslag			2	ELV75000014		
3	Facadeskrue 10x100			2			
4	Bolt M12x120			2	ELV0112060		
5	Låsemøtrik M12			2	ELV90120000		
6	Monteringsvejledning	Mounting instruction	Installationsanleitung	1	ORG8023AY		