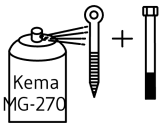
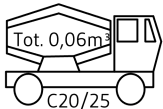
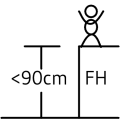
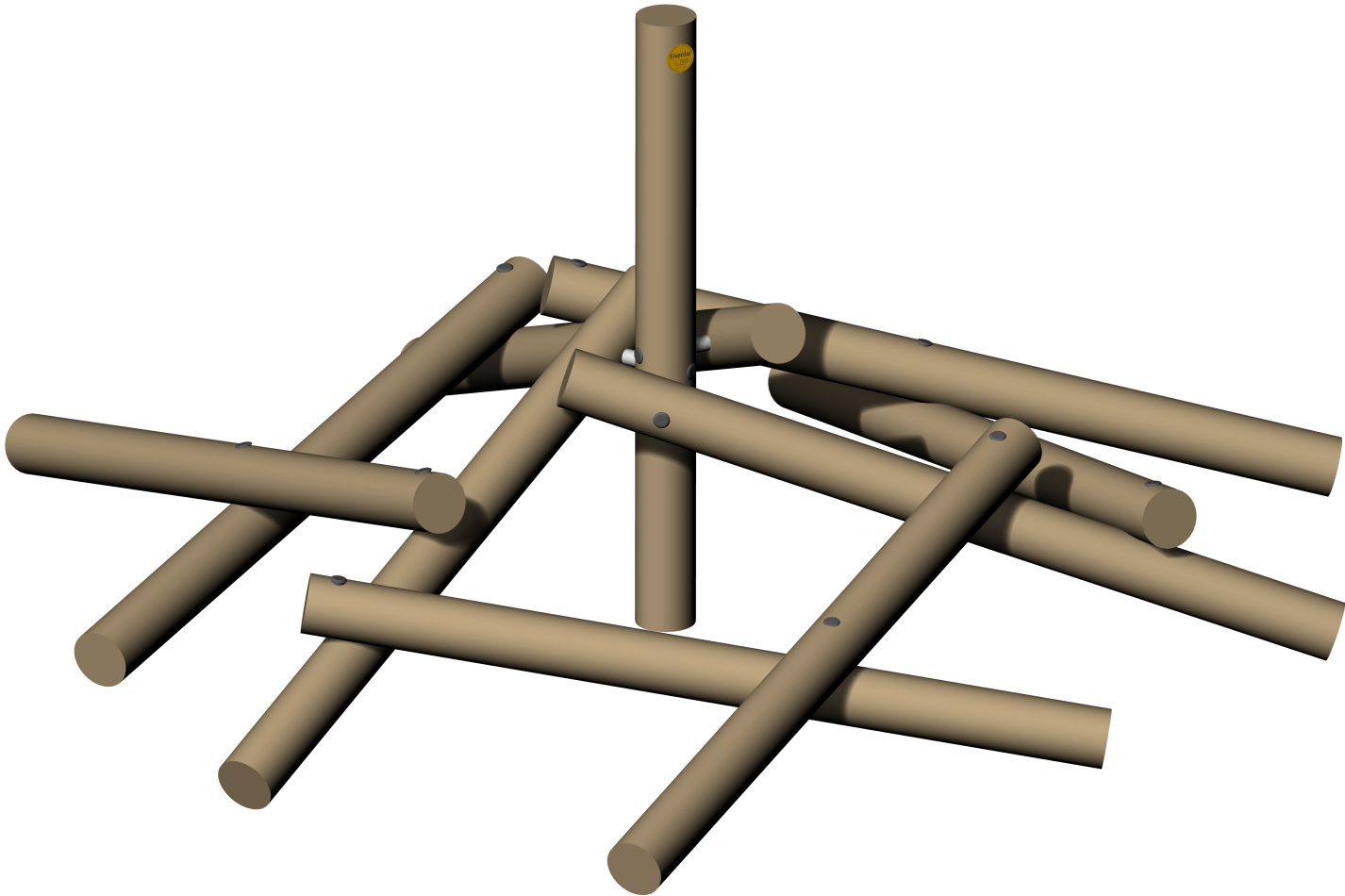


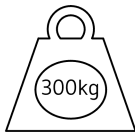
# Montage

Copyright Elverdal A/S.

Elverdal



EN 1176



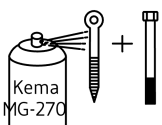
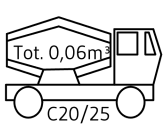

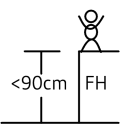
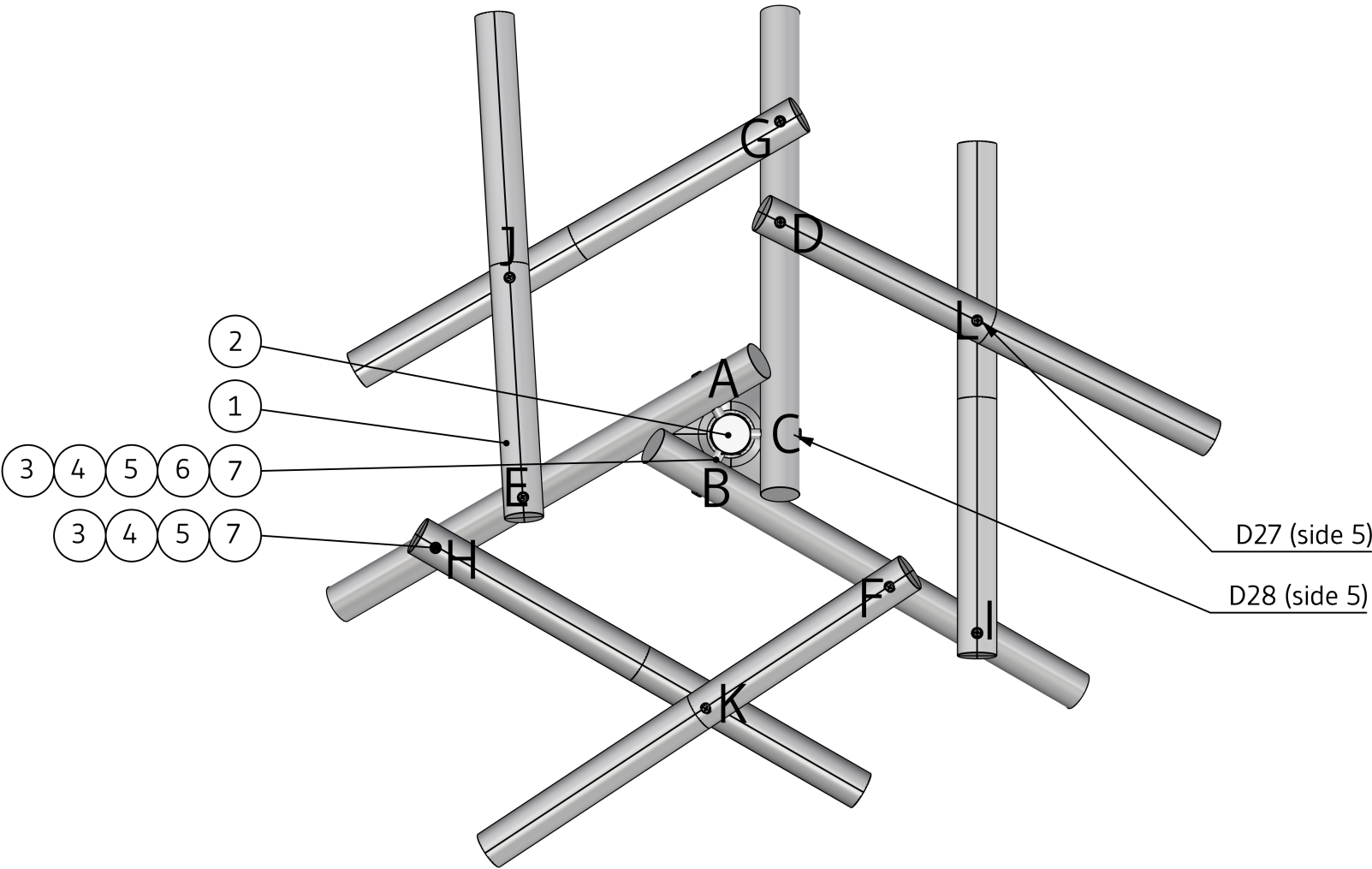
INFO

VIGTIGT: Hele anlægget skal samles før der støbes beton  
IMPORTANT: The entire facility must be assembled before mould in concrete  
WICHTIG: Die Anlage muß komplett montiert sein, bevor das Fundament  
betoniert wird

# Montage

Copyright Elverdal A/S.

Elverdal



EN 1176



## INFO

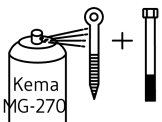
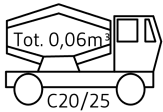

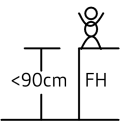
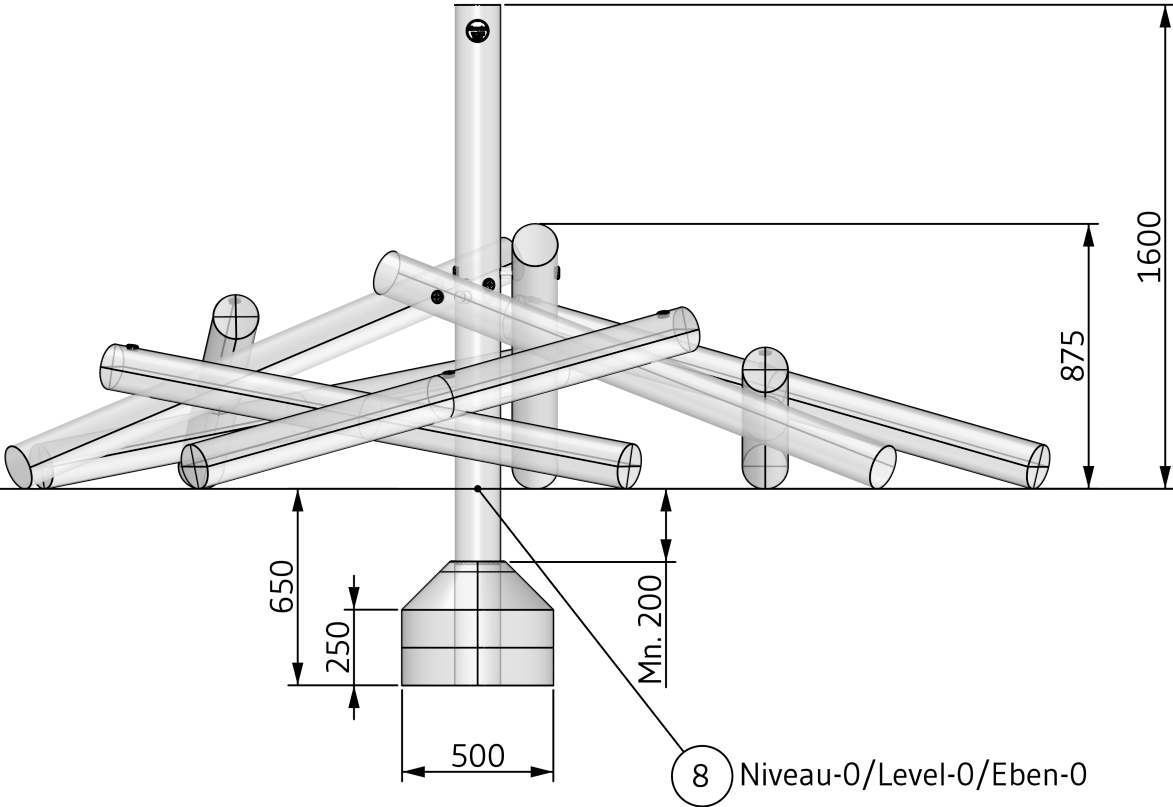
VIGTIGT: Hele anlægget skal samles før der støbes beton  
IMPORTANT: The entire facility must be assembled before mould in concrete  
WICHTIG: Die Anlage muß komplett montiert sein, bevor das Fundament betoniert wird

Date: 2016.11.04 Subject: Opstalt tværs  
Rev: 2023.06.06 Drawing nr.: ORG7015A\_00  
Page nr.: 3/5 Scale: 1:25  
Paper: A4 Drawing by: Jan Routh Sørensen

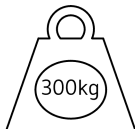
# Montage

Copyright Elverdal A/S.

Elverdal



EN 1176



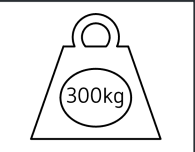
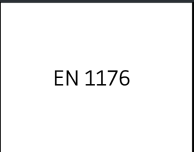
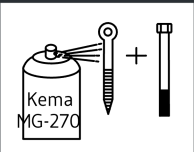
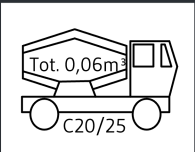
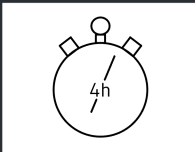
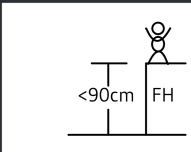
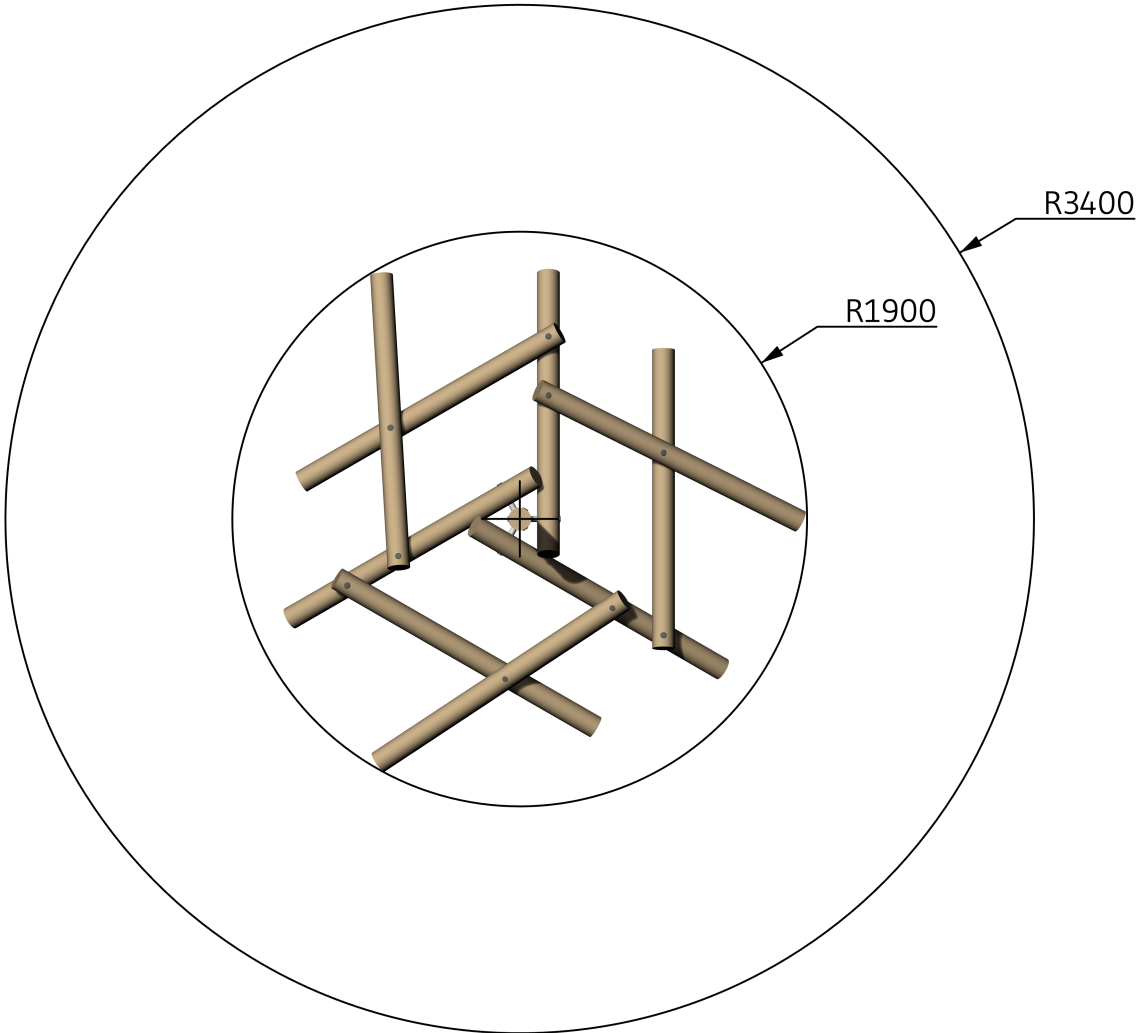
## INFO

VIGTIGT: Hele anlægget skal samles før der støbes beton  
IMPORTANT: The entire facility must be assembled before mould in concrete  
WICHTIG: Die Anlage muß komplett montiert sein, bevor das Fundament  
betoniert wird

# Montage

Copyright Elverdal A/S.

Elverdal



INFO

VIGTIGT: Hele anlægget skal samles før der støbes beton  
IMPORTANT: The entire facility must be assembled before mould in concrete  
WICHTIG: Die Anlage muß komplett montiert sein, bevor das Fundament betoniert wird

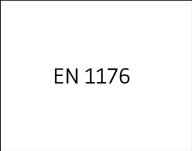
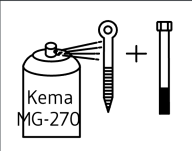
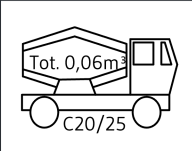
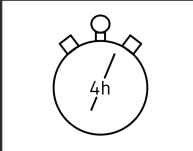
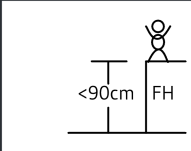
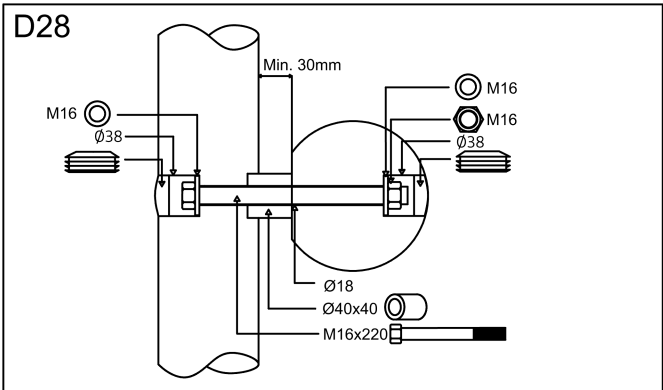
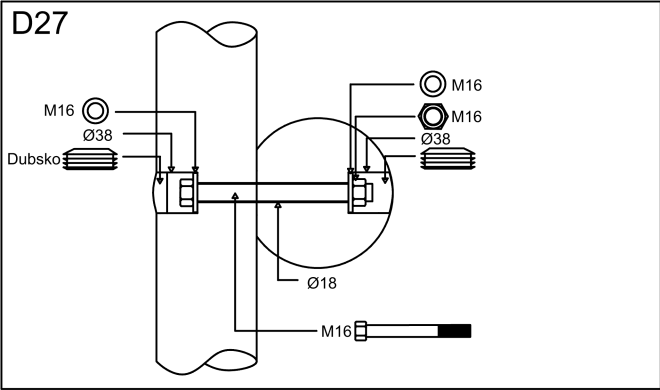
ORG7015A Junglebane - klatrestabel

Date: 2016.11.04 Subject: BOM  
Rev: 2023.06.06 Drawing nr.: ORG7015A\_00  
Page nr.: 5/5 Scale: Ingen  
Paper: A4 Drawing by: Jan Routh Sørensen

Montage  
Copyright Elverdal A/S.

Elverdal

Junglebane - klatrestabel		Obstacle course - climbing stack		Dschungelspielplatz - Kletterstapel		Antal/ Quantity/ Anzahl:	
Pos: Betegnelse:		Name:		Bezeichnung:		Artikel/Item#	
1	Robiniestamme 2000mm	Robinia 2000mm		Robinie 2000mm		9	X-ROS1416-2m
2	Robiniestamme 2250mm	Robinia 2250mm		Robinie 2250mm		1	X-ROS1416-2,25m
3	M16x220 Bolt	M16x220 Bolt		M16x220 Bolzen		12	ELV01160220
4	M16 låsemøtrik	M16 lock nut		M16 Sicherungsmuttern		12	ELV90160000
5	M16 Skive	M16 Washer		M16 Scheibe		24	ELV95160030
6	Afstandsbøsning Ø40x40	Round spacer Ø40x40		Distanzmuffe rund Ø40x40		3	ELV75000013
7	Dubsko Ø42	Plug-in glider Ø42		Steckgleiter Ø42		24	ELV97440000
8	Skrue 4x40	Screw 4X40		Schraube 4X40		1	ELV30040040
	Monteringsvejledning	Mounting instruction		Installationsanleitung		1	ORG7015A



INFO

VIGTIGT: Hele anlægget skal samles før der støbes beton  
IMPORTANT: The entire facility must be assembled before mould in concrete  
WICHTIG: Die Anlage muß komplett montiert sein, bevor das Fundament  
betoniert wird